

**Palladium-Catalyzed Enantioselective Decarboxylative
Allylic Alkylation of Cyclopentanones**

Robert A. Craig II, Steven A. Loskot, Justin T. Mohr, Douglas, C. Behenna, Andrew M.
Harned, and Brian M. Stoltz

*Warren and Katharine Schlinger Laboratory for Chemistry and Chemical Engineering,
Division of Chemistry and Chemical Engineering, California Institute of Technology, MC
101-20, Pasadena, CA 91125, United States*

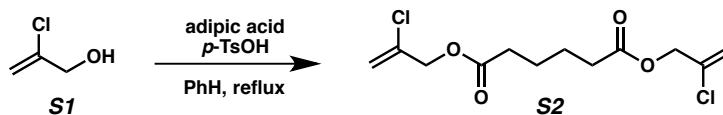
Table of Contents

Materials and Methods	S02
Allyl β -Ketoester Synthesis and Characterization Data	S03
α -Quaternary Cyclopentanone Synthesis and Characterization Data	S07
Pd(0)-Catalyzed Enantioselective Allylic Alkylation and Characterization Data	S14
Phenyl Ester Derivative Synthesis and Characterization Data	S20
Low-Catalyst Loading, Pd(II)-Catalyzed Enantioselective Allylic Alkylation	S22
Fluoride Triggered, Pd(II)-Catalyzed Enantioselective Allylic Alkylation	S23
Methods for the Determination of Enantiomeric Excess (<i>ee</i>)	S23
Notes & References	S26
NMR & IR Spectra	S27

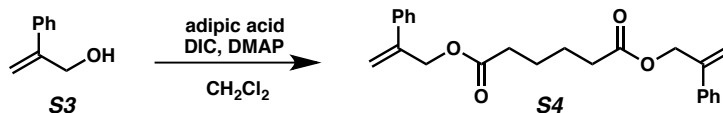
Materials and Methods

Unless stated otherwise, reactions were performed at ambient temperature (23 °C) in flame-dried or oven-dried glassware under an argon or nitrogen atmosphere using dry, deoxygenated solvents (distilled or passed over a column of activated alumina).¹ Commercially obtained reagents were used as received with the exception of palladium acetate ($\text{Pd}(\text{OAc})_2$), dipalladium tris(dibenzylideneacetone) ($\text{Pd}_2(\text{dba})_3$), tetrakis(triphenylphosphine)palladium(0), and tetrabutylammonium difluorotriphenylsilicate (TBAT), which were stored in a nitrogen-filled glovebox. (*S*)-*t*-BuPHOX,² (*S*)- $(\text{CF}_3)_3$ -*t*-BuPHOX,³ (*R*)- $(\text{CF}_3)_3$ -*i*-PrPHOX^{Me2},⁴ (*S*)- $(\text{CF}_3)_2$ -*i*-PrPHOX^{Ph2},^{3,5} allyl 2-oxocyclopentanecarboxylate,⁶ 2-phenylallyl alcohol,⁷ 2-(*p*-methylbenzyl)-cyclopentanone,⁸ and 2,2-dimethyl-5-oxo-cyclopentanecarboxylic acid methyl ester⁹ were prepared by known methods. Reactions requiring external heat were modulated to the specified temperatures using an IKA Mag temperature controller. Reaction progress was monitored by thin-layer chromatography (TLC), which was performed using E. Merck silica gel 60 F254 precoated glass plated (0.25 mm) and visualized by UV fluorescence quenching, potassium permanganate, or *p*-anisaldehyde staining. Silicycle SiliaFlash® P60 Academic Silica gel (particle size 40-63 nm) was used for column chromatography. ¹H and ¹³C NMR spectra were recorded on a Varian Inova 500 (500 MHz and 126 MHz, respectively), Varian Mercury 300 spectrometer (300 MHz and 75 MHz, respectively), and a Bruker AV III HD spectrometer equipped with a Prodigy liquid nitrogen temperature cryoprobe (400 MHz and 101 MHz, respectively) and are reported in terms of chemical shift relative to CHCl_3 (δ 7.26 and δ 77.16, respectively). ¹⁹F NMR spectra were recorded on a Varian Inova 500 spectrometer (470 MHz) and are reported in terms of absolute chemical shift according to IUPAC standard recommendations from CFCl_3 .¹⁰ Data for ¹H NMR are reported as follows: chemical shift (δ ppm) (multiplicity, coupling constant (Hz), integration). Multiplicities are reported as follows: s = singlet, d = doublet, t = triplet, q = quartet, p = pentet, sept = septet, m = multiplet, and br s = broad singlet. Infrared (IR) spectra were recorded on a Perkin Elmer Paragon 1000 spectrometer using thin films deposited on NaCl plates and are reported in frequency of absorption (cm^{-1}). Optical rotations were measured with a Jasco P-2000 polarimeter operating on the sodium D-line (589 nm), using a 100 mm path-length cell and are reported as: $[\alpha]_D^{25}$ (concentration in g/100 mL, solvent). Analytical SFC was performed with a Mettler SFC supercritical CO_2 analytical chromatography system utilizing Chiralpak (AD-H) or Chiracel (OD-H, OJ-H or OB-H) columns (4.6 mm x 25 cm) obtained from Daicel Chemical Industries, Ltd. Analytical chiral HPLC was performed with an Agilent 1100 Series HPLC utilizing Chiralcel OD-H or OJ (4.6 mm x 25 cm) obtained from Daicel Chemical Industries, Ltd., with visualization at 254 and 210 nm. High resolution mass spectra were obtained from the Caltech Mass Spectral Facility using a JEOL JMS-600H High Resolution Mass Spectrometer in fast atom bombardment (FAB+) ionization mode or a Agilent 6200 Series TOF with an Agilent G1978A Multimode source in electrospray ionization (ESI+), atmospheric pressure chemical ionization (APCI+), or mixed (ESI/APCI) ionization mode. Julabo Presto LH45 was used to control reaction temperatures inside the nitrogen-filled glovebox.

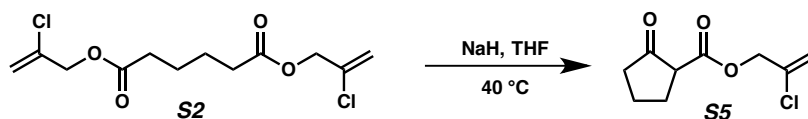
Allyl β -Ketoester Synthesis and Characterization Data



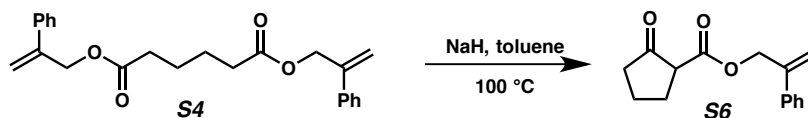
2-Chlorodiallyl adipate (S2): Esterification using alcohol **S1** was adapted from the literature.¹¹ Adipic acid (800 mg, 5.47 mmol, 1.00 equiv), 2-chloroallyl alcohol (**S1**, 1.30 mL, 16.4 mmol, 3.00 equiv), and *para*-toluenesulfonic acid (*p*-TsOH, 3.0 mg, 0.03 mmol, 0.03 equiv) were added to a flask and diluted in benzene (8.00 mL, 0.68 M). The flask was then fitted with a Dean-Stark trap filled with additional benzene. The reaction flask was heated to reflux with stirring for 16 h, at which time the starting material had been completely consumed (determined by TLC analysis, 9:1 Pentane:Et₂O). The reaction solution was cooled to 23 °C, washed with saturated aqueous NaHCO₃ (10 mL), dried over Na₂SO₄, filtered, and concentrated in vacuo. The crude oil was purified by column chromatography (SiO₂, 10% Et₂O in pentane) to afford ester **S2** (1.62 g, >99% yield) as a pale yellow oil; *R_f* = 0.21 (9:1 Pentane:Et₂O); ¹H NMR (400 MHz, CDCl₃) δ 5.49–5.38 (m, 4H), 4.68–4.63 (m, 4H), 2.46–2.37 (m, 4H), 1.78–1.65 (m, 4H); ¹³C NMR (101 MHz, CDCl₃) δ 172.5 (C), 136.1 (C), 115.2 (CH₂), 66.1 (CH₂), 33.8 (CH₂), 24.4 (CH₂); IR (thin film, NaCl) 2943, 2873, 1740, 1637, 1419, 1374, 1134, 1077, 899, 720, 640 cm⁻¹; HRMS (FAB+) *m/z* calc'd for C₁₂H₁₆Cl₂O₄ [M+H]⁺: 295.0504, found: 295.0516.



2-Phenyldiallyl adipate (S4): Esterification of **S3** was adapted from the literature.¹¹ A flask charged with alcohol **S3** (5.10 g, 38.0 mmol, 1.90 equiv), adipic acid (2.93 g 20.0 mmol, 1.00 equiv), and 4-(dimethylamino)-pyridine (DMAP, 1.88 g, 15.4 mmol, 0.77 equiv), was evacuated and filled with argon (3 x 5 minutes). Dichloromethane (77 mL, 0.26 M) was added and the solution was cooled to 0 °C (ice/H₂O bath) with stirring. Diisopropylcarbodiimide (DIC, 6.20 mL, 39.6 mmol, 1.98 equiv) was added dropwise and the reaction mixture was allowed to stir for 5 minutes. The cooling bath was then removed and the solution was allowed to warm to ambient temperature (ca. 23 °C). After 11 h, the consumption of starting material was complete (as determined by TLC analysis, 12:1 Hexanes:EtOAc) and the reaction was filtered through filter paper and then diluted with dichloromethane (200 mL). The solution was washed with 0.1 M aqueous HCl (200 mL), saturated aqueous NaHCO₃ (100 mL), and brine (100 mL). The combined organics were dried over MgSO₄, filtered, and concentrated in vacuo. The crude residue was purified by column chromatography (SiO₂, 7.7% EtOAc in hexanes) to provided diallyladipate **S4** (7.06 g, 93% yield) as a pale orange oil; *R_f* = 0.15 (12:1 Hexanes:EtOAc); ¹H NMR (400 MHz, CDCl₃) δ 7.45–7.37 (m, 4H), 7.41–7.24 (m, 6H), 5.54 (d, *J* = 0.9 Hz, 2H), 5.35 (q, *J* = 1.2 Hz, 2H), 4.98 (d, *J* = 1.2 Hz, 4H), 2.36–2.23 (m, 4H), 1.61–1.56 (m, 4H); ¹³C NMR (101 MHz, CDCl₃) δ 173.0 (C), 142.6 (C), 138.0 (C), 128.5 (CH), 128.1 (CH), 126.0 (CH), 115.3 (CH₂), 65.6 (CH₂), 33.9 (CH₂), 24.3 (CH₂); IR (thin film, NaCl) 2943, 1734, 1631, 1496, 1444, 1387, 1165, 1076, 1026, 910, 709, 778 cm⁻¹; HRMS (FAB+) *m/z* calc'd for C₂₄H₂₆O₄ [M+H]⁺: 379.1904, found: 379.1908.

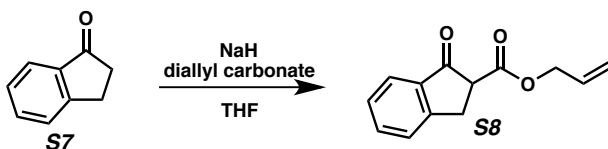


2-Chloroallyl 2-oxocyclopentanecarboxylate (S5): Dieckmann condensation was adapted from the literature.⁶ A flask was charged with NaH (60% dispersion in mineral oil, 140 mg, 3.5 mmol, 1.04 equiv) and subsequently evacuated and re-filled with argon (3 x 5 minutes). THF (17 mL, 0.20 M) was added followed by 2-chlorodiallyl adipate (**S2**, 1.00 g, 3.40 mmol, 1.00 equiv). The reaction was then placed into a preheated 40 °C oil bath. After 16 h, the consumption of starting material was complete (as determined by TLC analysis, 9:1 Hexanes:EtOAc) and the reaction was removed from the heating bath and allowed to cool to ambient temperature (ca. 23 °C). After cooling, the reaction was quenched with 1.0 M aqueous HCl (20 mL). The resultant solution was extracted with EtOAc (3 x 30 mL). The combined organics were washed with brine (90 mL), dried over Na₂SO₄, filtered, and concentrated in vacuo. The crude product was purified by column chromatography (SiO₂, 10% EtOAc in hexanes) to furnish β -ketoester **S5** (502 mg, 73% yield) as a clear colorless oil; R_f = 0.27 (9:1 Hexanes:EtOAc); ¹H NMR (400 MHz, CDCl₃) δ 5.56 (q, J = 1.4 Hz, 1H), 5.44 (dd, J = 1.9, 0.9 Hz, 1H), 4.74 (qt, J = 13.9, 1.0 Hz, 2H), 3.35–3.17 (m, 1H), 2.45–2.27 (m, 4H), 2.19 (ddq, J = 13.2, 7.8, 5.3 Hz, 1H), 2.01–1.82 (m, 1H); ¹³C NMR (101 MHz, CDCl₃) δ 211.9 (C), 168.6 (C), 135.3 (C), 115.1 (CH₂), 66.5 (CH₂), 54.7 (CH), 38.2 (CH₂), 21.1 (CH₂); IR (thin film, NaCl) 2971, 2883, 1757, 1734, 1730, 1656, 1639, 1405, 1333, 1295, 1248, 1179, 1108, 1003, 961, 901, 833 cm⁻¹; HRMS (FAB+) m/z calc'd for C₉H₁₂O₃Cl [M+H]⁺: 203.0475, found: 203.0470.

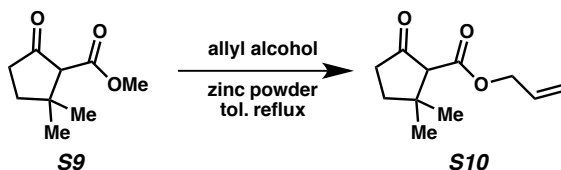


2-Phenylallyl 2-oxocyclopentanecarboxylate (S6): Dieckmann condensation was adapted from the literature.¹¹ A flask was charged with NaH (60% dispersion in mineral oil, 216 mg, 9.02 mmol, 1.10 equiv) and subsequently evacuated and re-filled with argon (3 x 5 minutes). Toluene (31.0 mL, 0.26 M) was added followed by 2-phenyldiallyl adipate (**S4**, 3.10 g, 8.20 mmol, 1.00 equiv). The reaction was then placed in a preheated 100 °C oil bath. After 16 h, the consumption of starting material was complete (as determined by TLC analysis, 8:2 Hexanes:EtOAc) and the reaction was removed from the heating bath and allowed to cool to ambient temperature (ca. 23 °C). After cooling, the reaction was quenched with 1 M HCl (12.5 mL) and saturated aqueous NH₄Cl (25 mL). The resultant solution was extracted with Et₂O (3 x 30 mL). The combined organics were washed with a 50:50 mixture of H₂O and brine (90 mL), dried over Na₂SO₄, filtered, and concentrated in vacuo. The crude solution was purified by column chromatography (SiO₂, 20% EtOAc in hexanes) to afford β -ketoester **S6** (1.54 g, 77% yield) as a faint pink oil; R_f = 0.42 (8:2 Hexanes:EtOAc); ¹H NMR (400 MHz, CDCl₃) δ 7.45–7.40 (m, 2H), 7.39–7.28 (m, 3H), 5.56 (d, J = 0.9 Hz, 1H), 5.40 (q, J = 1.2 Hz, 1H), 5.12–4.96 (m, 2H), 3.28–3.06 (m, 1H), 2.38–2.18 (m, 4H), 2.15–1.98 (m, 1H), 1.93–1.76 (m, 1H); ¹³C NMR (101 MHz, CDCl₃) δ 212.2 (C), 169.2 (C), 142.2 (C), 138.0 (C), 128.6 (CH), 128.2 (CH), 126.2 (CH), 115.5 (CH₂), 66.6 (CH₂), 54.9 (CH), 38.2 (CH₂), 27.5 (CH₂), 21.1 (CH₂); IR (thin film, NaCl) 3467, 3083, 3056, 2962, 1725, 1574, 1496, 1450, 1400, 1341,

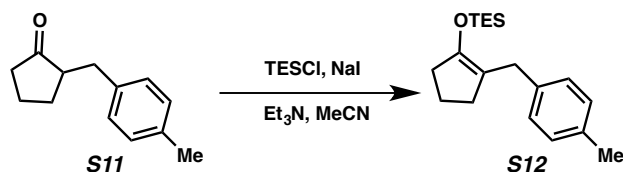
1294, 1249, 1180, 1106, 1025, 959, 914, 833, 778, 708 cm^{-1} ; HRMS (APCI/ESI) m/z calc'd for $\text{C}_{15}\text{H}_{17}\text{O}_3$ $[\text{M}+\text{H}]^+$: 245.1182, found: 245.1173.



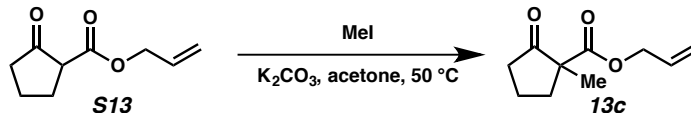
Allyl 1-oxo-2,3-dihydro-1H-indene-2-carboxylate (S8**):** Acylation of **S7** was adapted from the literature.¹¹ A flask was charged with NaH (60% dispersion in mineral oil, 500 mg, 20.8 mmol, 2.50 equiv) and subsequently evacuated and re-filled with argon (3 x 5 minutes). THF (10.8 mL, 1.92 M) was added and the resultant solution was cooled to 0 °C (ice/ H_2O bath). A solution of 1-indanone (**S7**, 1.10 g, 8.30 mmol, 1.00 equiv) in THF (2.6 mL, 3.20 M) was added dropwise. The solution was allowed to warm to room temperature (ca. 23 °C). After 15 minutes, diallyl carbonate (1.79 mL, 12.5 mmol, 1.50 equiv) was added dropwise. After 16 h, the consumption of starting material was complete (as determined by TLC analysis, 12:1 Hexanes:EtOAc) and the solution was quenched with saturated aqueous NH_4Cl and extracted with EtOAc (3 x 20 mL). The combined organics were dried over Na_2SO_4 , filtered, and concentrated in vacuo. The crude product was purified by column chromatography (SiO_2 , 7.7% EtOAc in hexanes) to provide β -ketoester **S8** (1.62 g, 91% yield) as a purple oil; R_f = 0.25 (12:1 Hexanes:EtOAc). β -ketoester **S8** was carried on without any further characterization.



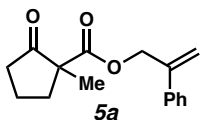
Allyl 2,2-dimethyl-5-oxocyclopentane-1-carboxylate (S9**):** A solution of **S9** (400 mg, 2.35 mmol, 1.00 equiv) in toluene (1.96 mL, 1.20 M) was added zinc powder (31 mg, 0.47 mmol, 0.20 equiv) and allyl alcohol (799 μL , 11.8 mmol, 5.00 equiv). The reaction mixture was allowed to stir at reflux. After 24 h the consumption of starting material was complete (as determined by TLC analysis, 9:1 Hexanes:EtOAc). The crude solution was directly purified by column chromatography (SiO_2 , 10% Et_2O in hexanes) to furnish cyclopentanone **S10** (309 mg, 67% yield) as a clear colorless oil; R_f = 0.24 (9:1 Hexanes: Et_2O); ^1H NMR (400 MHz, CDCl_3) δ 5.91 (ddt, J = 17.2, 10.4, 5.8 Hz, 1H), 5.34 (dq, J = 17.2, 1.5 Hz, 1H), 5.25 (dq, J = 10.4, 1.2 Hz, 1H), 4.62 (ddt, J = 5.9, 3.0, 1.4 Hz, 2H), 2.97–2.91 (m, 1H), 2.55–2.31 (m, 2H), 2.01 (ddd, J = 12.8, 9.1, 5.7 Hz, 1H), 1.82–1.65 (m, 1H), 1.22 (s, 3H), 1.10 (s, 3H); ^{13}C NMR (101 MHz, CDCl_3) δ 213.0 (C), 168.6 (C), 131.8 (CH), 118.9 (CH_2), 65.8 (CH), 65.7 (CH_2), 41.0 (C), 36.8 (CH_2), 36.1 (CH_2), 29.1 (CH_3), 24.1 (CH_3); IR (thin film, NaCl) 2959, 2872, 1757, 1761, 1734, 1729, 1647, 1610, 1616, 1458, 1390, 1370, 1363, 1319, 1234, 1219, 1190, 1159, 1112, 1032, 991, 934, 810, 772, 736 cm^{-1} ; HRMS (APCI/ESI) m/z calc'd for $\text{C}_{11}\text{H}_{16}\text{O}_3$ $[\text{M}+\text{H}]^+$: 197.1172, found 197.1169.



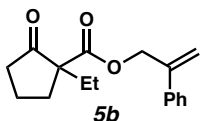
2-(p-methylbenzyl)-1-triethylsiloxy-1-cyclopentene (S12): To a solution of cyclopentanone **S11** (300 mg, 1.59 mmol, 1.00 equiv) and sodium iodide (310 mg, 2.00 mmol, 1.30 equiv) in acetonitrile (2.65 mL, 0.60 M) had Et₃N (357 μ L, 2.54 mmol, 1.60 equiv) added dropwise. After 5 minutes of stirring, TESCOI (347 μ L, 2.07 mmol, 1.30 equiv) was added dropwise. After 6 hours of stirring, consumption of starting was complete (as determined by TLC analysis, 19:1 Hexanes:Et₂O). Crude solution was extracted with pentane (4 x 5 mL), the combined organic layers were washed with brine, dried over Na₂SO₄, filtered, and concentrated in vacuo. The crude product was purified by flash chromatography (SiO₂, 0.5% Et₃N, 1% Et₂O in hexanes) to provide silyl enol ether **S12** (164 mg, 34%) as a pale yellow oil; *R_f* = 0.62 (19:1 Hexanes:Et₂O); ¹H NMR (400 MHz, C₆D₆) δ 7.21 (d, *J* = 7.9 Hz, 2H), 7.03 (d, *J* = 7.7 Hz, 2H), 3.52 (s, 2H), 2.30 (dddd, *J* = 8.6, 7.3, 3.4, 1.7 Hz, 2H), 2.19 (dddd, *J* = 9.5, 7.2, 3.0, 1.3 Hz, 2H), 2.13 (s, 3H), 1.72 – 1.61 (m, 2H), 1.01 (t, *J* = 7.9 Hz, 9H), 0.65 (q, *J* = 7.8 Hz, 6H); ¹³C NMR (101 MHz, C₆D₆) δ 147.6 (C), 138.2 (C), 135.1 (C), 129.3 (CH), 129.0 (CH), 115.8 (C), 34.2 (CH₂), 33.0 (CH₂), 31.2 (CH₂), 21.1 (CH₃), 20.1 (CH₂), 7.1 (CH₃), 5.9 (CH₂); IR (thin film, NaCl) 3044, 2954, 2876, 2845, 1895, 1681, 1512, 1458, 1412, 1378, 1341, 1306, 1240, 1107, 1045, 1016, 974, 888, 859, 746, 680 cm⁻¹; HRMS (FAB+) *m/z* calc'd for C₁₉H₃₀OSi [M]⁺: 302.2066, found 302.2075.

α -Quaternary Cyclopentanone Synthesis and Characterization Data***Representative Procedure: β -Ketoester Alkylation.***

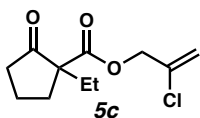
The alkylation β -ketoester **S13** was adapted from the literature.¹¹ β -ketoester **S13** (500 mg, 2.97 mmol, 1.00 equiv) was added to a suspension of anhydrous K_2CO_3 (822 mg, 5.95 mmol, 2.00 equiv) in acetone (3.00 mL, 1.00 M). To the reaction mixture was added iodomethane (0.370 mL, 5.95 mmol, 2.00 equiv). The resultant solution was placed in a preheated 50 °C oil bath. After 14 h, the consumption of starting material was complete (as determined by TLC analysis, 9:1 Pentane:Et₂O) and the reaction was removed from the heating bath and allowed to cool to ambient temperature (ca. 23 °C). After cooling, the solution was filtered with grade 4 filter paper and concentrated in vacuo. The crude product was purified by column chromatography (SiO₂, 10% Et₂O in pentane) to furnish β -ketoester **13c** (477 mg, 88% yield) as a clear colorless oil; R_f = 0.23 (9:1 Pentane:Et₂O); ¹H NMR (400 MHz, CDCl₃) δ 5.88 (ddt, J = 17.3, 10.5, 5.6 Hz, 1H), 5.29 (dq, J = 17.2, 1.6 Hz, 1H), 5.23 (dq, J = 10.5, 1.3 Hz, 1H), 4.60 (dq, J = 5.6, 1.4 Hz, 2H), 2.61–2.38 (m, 2H), 2.39–2.26 (m, 1H), 2.14–1.98 (m, 1H), 2.02–1.80 (m, 2H), 1.33 (s, 3H); ¹³C NMR (101 MHz, CDCl₃) δ 215.8 (C), 172.0 (C), 131.7 (CH), 118.3 (CH₂), 65.8 (CH₂), 56.0 (C), 37.7 (CH₂), 36.2 (CH₂), 19.6 (CH₃), 19.5 (CH₂). IR (thin film, NaCl) 3462, 3086, 2973, 2886, 1752, 1731, 1648, 1457, 1406, 1375, 1316, 1273, 1153, 1064, 976, 939, 842, 814, 770 cm⁻¹; HRMS (FAB+) m/z calc'd for C₁₀H₁₅O₃ [M+H]⁺: 183.1021, found 183.1022.



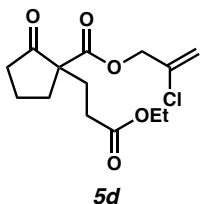
2-Phenylallyl 1-methyl-2-oxocyclopentanecarboxylate (5a): Prepared by using the representative procedure above from 2-phenylallyl 2-oxocyclopentanecarboxylate (**S6**, 1.64 mmol) and using iodomethane as the electrophile. Purified by column chromatography (SiO₂, 10% Et₂O in pentane) to afford β -ketoester **5a** (292 mg, 69% yield) as a clear colorless oil; R_f = 0.25 (9:1 Pentane:Et₂O); ¹H NMR (400 MHz, CDCl₃) δ 7.43–7.28 (m, 5H), 5.52 (q, J = 0.8 Hz, 1H), 5.33 (q, J = 1.3 Hz, 1H), 5.06 (ddd, J = 13.4, 1.5, 0.7 Hz, 1H), 4.96 (ddd, J = 13.3, 1.3, 0.7 Hz, 1H), 2.46–2.34 (m, 1H), 2.31–2.18 (m, 2H), 1.94–1.74 (m, 3H), 1.29 (s, 3H); ¹³C NMR (101 MHz, CDCl₃) δ = 215.8 (C), 172.1 (C), 142.5 (C), 138.0 (C), 128.6 (CH), 128.2 (CH), 126.2 (CH), 115.4 (CH₂), 66.6 (CH₂), 56.1 (C), 37.7 (CH₂), 36.3 (CH₂), 19.61 (CH₃), 19.59 (CH₂); IR (thin film, NaCl) 3467, 2972, 1750, 1729, 1496, 1457, 1405, 1374, 1316, 1262, 1230, 1150, 1063, 1027, 973, 911, 840, 778, 709 cm⁻¹; HRMS (FAB+) m/z calc'd for C₁₆H₁₉O₃ [M+H]⁺: 259.1334, found: 259.1347.



2-Phenylallyl 1-ethyl-2-oxocyclopentanecarboxylate (5b): Prepared by using the representative procedure above from 2-phenylallyl 2-oxocyclopentanecarboxylate (**S6**, 1.63 mmol) and using iodoethane as the electrophile. Purified by column chromatography (SiO_2 , 10% Et_2O in pentane) to provide β -ketoester **5b** (288 mg, 65% yield) as a clear colorless oil; R_f = 0.29 (9:1 Pentane: Et_2O); ^1H NMR (400 MHz, CDCl_3) δ 7.42–7.28 (m, 5H), 5.52 (d, J = 0.8 Hz, 1H), 5.34 (q, J = 1.3 Hz, 1H), 5.04 (ddd, J = 13.3, 1.4, 0.7 Hz, 1H), 4.99 (ddd, J = 13.4, 1.3, 0.6 Hz, 1H), 2.50–2.32 (m, 1H), 2.32–2.11 (m, 2H), 1.94 (dq, J = 14.1, 7.5 Hz, 1H), 1.89–1.78 (m, 3H), 1.62 (dq, J = 14.0, 7.4 Hz, 1H), 0.83 (t, J = 7.5 Hz, 3H); ^{13}C NMR (101 MHz, CDCl_3) δ 215.0 (C), 170.9 (C), 142.6 (C), 138.1 (C), 128.6 (CH), 128.2 (CH), 126.2 (CH), 115.5 (CH_2), 66.5 (CH_2), 61.0 (C), 38.2 (CH_2), 32.3 (CH_2), 26.9 (CH_2), 19.6 (CH_2), 9.3 (CH_3); IR (thin film, NaCl) 3460, 2968, 2881, 1749, 1725, 1635, 1496, 1457, 1405, 1318, 1294, 1223, 1142, 1078, 1027, 977, 915, 824, 779, 709 cm^{-1} ; HRMS (FAB+) m/z calc'd for $\text{C}_{17}\text{H}_{21}\text{O}_3$ $[\text{M}+\text{H}]^+$: 273.1491, found: 273.1480.

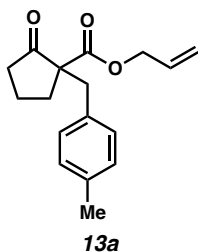


2-Chloroallyl 1-ethyl-2-oxocyclopentanecarboxylate (5c): Prepared by using the representative procedure above from 2-chloroallyl 2-oxocyclopentanecarboxylate (**S5**, 0.99 mmol) and using iodoethane as the electrophile. Purified by column chromatography (SiO_2 , 5% Et_2O in pentane) to furnish β -ketoester **5c** (228 mg, 80% yield) as a clear colorless oil; R_f = 0.3 (8:2 Pentane: Et_2O); ^1H NMR δ 5.46 (q, J = 1.4 Hz, 1H), 5.39 (dd, J = 1.8, 0.8 Hz, 1H), 4.75–4.59 (m, 2H), 2.60–2.49 (m, 1H), 2.49–2.38 (m, 1H), 2.34–2.21 (m, 1H), 2.14–1.90 (m, 4H), 1.67 (dq, J = 13.9, 7.4 Hz, 1H), 0.92 (t, J = 7.4 Hz, 3H); ^{13}C NMR (101 MHz, CDCl_3) δ 214.7 (C), 170.4 (C), 135.5 (C), 115.3 (CH_2), 66.5 (CH_2), 61.0 (C), 38.3 (CH_2), 32.3 (CH_2), 26.9 (CH_2), 19.7 (CH_2), 9.3 (CH_3); IR (thin film, NaCl) 3466, 3115, 2970, 2882, 1755, 1732, 1639, 1458, 1405, 1382, 1319, 1294, 1222, 1132, 1082, 1030, 904, 820, 797, 765, 705, 643 cm^{-1} ; HRMS (FAB+) m/z calc'd for $\text{C}_{11}\text{H}_{16}\text{O}_3\text{Cl}$ $[\text{M}+\text{H}]^+$: 231.0788, found: 231.0794.

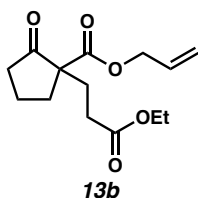


2-Chloroallyl 1-(3-ethoxy-3-oxopropyl)-2-oxocyclopentanecarboxylate (5d): Prepared by using the representative procedure above from 2-chloroallyl 2-oxocyclopentanecarboxylate (**S5**, 0.99 mmol) and using ethyl acrylate as the electrophile. Purified by column chromatography (SiO_2 , 20% Et_2O in pentane) to afford β -ketoester **5d** (132 mg, 44% yield) as a clear colorless oil; R_f = 0.1 (8:2 Pentane: Et_2O); ^1H NMR δ 5.46 (dt, J = 2.2, 1.2 Hz, 1H), 5.43–5.39 (m, 1H), 4.75–4.61 (m, 2H), 4.12 (q, J = 7.1 Hz, 2H),

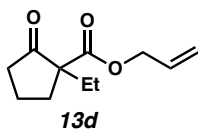
2.58–2.47 (m, 2H), 2.47–2.39 (m, 1H), 2.39–2.19 (m, 3H), 2.13–1.88 (m, 4H), 1.24 (t, $J = 7.1$ Hz, 3H); ^{13}C NMR (101 MHz, CDCl_3) δ 214.1 (C), 173.0 (C), 170.3 (C), 135.4 (C), 115.7 (CH_2), 66.7 (CH_2), 60.7 (CH_2), 59.4 (C), 38.1 (CH_2), 33.8 (CH_2), 29.9 (CH_2), 28.5 (CH_2), 19.8 (CH_2), 14.3 (CH_3); IR (thin film, NaCl) 3459, 2978, 1730, 1638, 1448, 1377, 1180, 1109, 1023, 905, 642 cm^{-1} ; HRMS (FAB+) m/z calc'd for $\text{C}_{14}\text{H}_{20}\text{O}_5\text{Cl}$ $[\text{M}+\text{H}]^+$: 303.0999, found: 303.0986.



Allyl 1-(4-methylbenzyl)-2-oxocyclopentanecarboxylate (13a): Prepared by using the representative procedure above from allyl 2-cyclopentanonecarboxylate (**S13**, 8.79 mmol) and using 4-methylbenzyl bromide as the electrophile. Purified by column chromatography (SiO_2 , 10% Et_2O in pentane) to afford β -ketoester **13a** (2.13 g, 89% yield) as a clear colorless oil; $R_f = 0.20$ (9:1 Pentane: Et_2O); characterization data match known literature values.¹¹

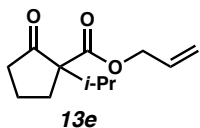


Allyl 1-(3-ethoxy-3-oxopropyl)-2-oxocyclopentanecarboxylate (13b): Prepared by using the representative procedure above from allyl 2-cyclopentanonecarboxylate (**S13**, 8.97 mmol) and using ethyl acrylate as the electrophile. Purified by column chromatography (SiO_2 , 10% Et_2O in pentane) to provide β -ketoester **13b** (1.83 g, 76% yield) as a clear colorless oil; $R_f = 0.20$ (8:2 Pentane: Et_2O); ^1H NMR (400 MHz, CDCl_3) δ 5.83 (ddt, $J = 17.2, 10.4, 5.6$ Hz, 1H), 5.33–5.11 (m, 2H), 4.55 (dt, $J = 5.6, 1.4$ Hz, 2H), 4.06 (q, $J = 7.2$ Hz, 2H), 2.54–2.38 (m, 2H), 2.36 (ddd, $J = 8.7, 6.3, 1.1$ Hz, 1H), 2.32–2.12 (m, 3H), 2.08–1.77 (m, 4H), 1.19 (t, $J = 7.1$ Hz, 3H); ^{13}C NMR (101 MHz, CDCl_3) δ 214.2 (C), 172.9 (C), 170.7 (C), 131.5 (CH), 118.6 (CH_2), 65.9 (CH_2), 60.6 (CH_2), 59.3 (C), 37.9 (CH_2), 33.7 (CH_2), 29.8 (CH_2), 28.4 (CH_2), 19.6 (CH_2), 14.2 (CH_3); IR (thin film, NaCl) 3453, 3086, 2979, 1731, 1648, 1451, 1377, 1182, 1113, 1025, 985, 939, 852 cm^{-1} ; HMRS (APCI) m/z calc'd for $\text{C}_{14}\text{H}_{21}\text{O}_5$ $[\text{M}+\text{H}]^+$: 269.1384, found: 269.1389.

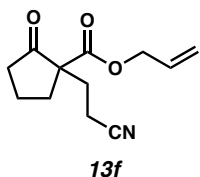


Allyl 1-ethyl-2-oxocyclopentanecarboxylate (13d): Prepared by using the representative procedure above from allyl 2-cyclopentanonecarboxylate (**S13**, 9.17 mmol) and using iodoethane as the electrophile. Purified by column chromatography

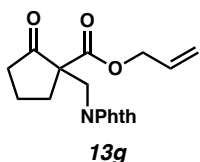
(SiO₂, 10% Et₂O in hexanes) to afford β -ketoester **13d** (1.53 g, 85% yield) as a clear colorless oil; R_f = 0.23 (9:1 Hexanes:Et₂O); characterization data match known literature values.¹¹



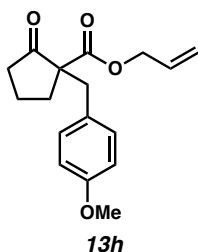
Allyl 1-isopropyl-2-oxocyclopentanecarboxylate (13e): Prepared by using the representative procedure above from allyl 2-cyclopentanonecarboxylate (**S13**, 8.99 mmol) and using 2-iodopropane as the electrophile. Purified by column chromatography (SiO₂, 10% to 30% Et₂O in hexanes) to provide β -ketoester **13e** (1.55 g, 82% yield) as a clear colorless oil; R_f = 0.32 (10:1 Hexanes:EtOAc); characterization data match known literature values.¹¹



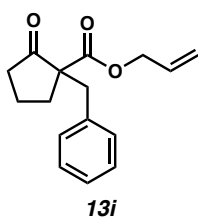
Allyl 1-(cyanomethyl)-2-oxocyclopentanecarboxylate (13f): Prepared by using the representative procedure above from allyl 2-cyclopentanonecarboxylate (**S13**, 2.66 mmol) and using acrylonitrile as the electrophile. Purified by column chromatography (SiO₂, 50% Et₂O in pentane) to afford β -ketoester **13f** (589 mg, 30% yield) as a clear colorless oil; R_f = 0.20 (8:2 Pentane:Et₂O); ¹H NMR (400 MHz, CDCl₃) δ 5.96–5.76 (m, 1H), 5.37–5.20 (m, 2H), 4.67–4.54 (m, 2H), 2.67–2.41 (m, 4H), 2.41–2.26 (m, 1H), 2.26–2.15 (m, 1H), 2.14–1.88 (m, 4H); ¹³C NMR (101 MHz, CDCl₃) δ 213.7 (C), 170.1 (C), 131.2 (CH), 119.4 (C), 119.3 (CH₂), 66.4 (CH₂), 58.7 (C), 37.9 (CH₂), 34.1 (CH₂), 29.5 (CH₂), 19.8 (CH₂), 13.2 (CH₂); IR (thin film, NaCl) 2962, 2247, 1748, 1726, 1648, 1451, 1362, 1261, 1232, 1164, 1115, 938, 824 cm⁻¹; HMRS (ESI+) m/z calc'd for C₁₂H₁₆O₃N [M+H]⁺: 222.1125, found: 222.1127.



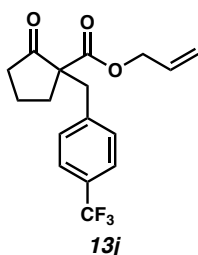
Allyl 1-((1,3-dioxoisindolin-2-yl)methyl)-2-oxocyclopentanecarboxylate (13g): Prepared by using the representative procedure above from allyl 2-cyclopentanonecarboxylate (**S13**, 8.83 mmol) and using (*N*-chloromethyl)phthalimide as the electrophile. Purified by column chromatography (SiO₂, 20% to 30% EtOAc in hexanes) to furnish β -ketoester **13g** (1.56 g, 54% yield) as a white amorphous solid; R_f = 0.27 (6:3 Hexanes:EtOAc); characterization data match known literature values.¹¹



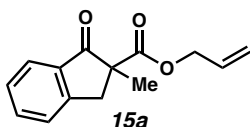
Allyl 1-(4-methoxybenzyl)-2-oxocyclopentanecarboxylate (13h): Prepared by using the representative procedure above from allyl 2-cyclopentanonecarboxylate (**S13**, 8.88 mmol) and using 4-methoxybenzyl chloride as the electrophile. Purified by column chromatography (SiO_2 , 9% EtOAc in hexanes) to provide β -ketoester **13h** (2.56 g, 95% yield) as a clear colorless oil; R_f = 0.17 (11:1 Hexanes:EtOAc); characterization data match known literature values.¹¹



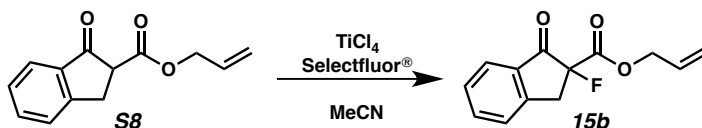
Allyl 1-benzyl-2-oxocyclopentanecarboxylate (13i): Prepared by using the representative procedure above from allyl 2-cyclopentanonecarboxylate (**S13**, 8.86 mmol) and using benzyl bromide as the electrophile. Purified by column chromatography (SiO_2 , 10% Et_2O in pentane) to furnish β -ketoester **13i** (824 mg, 36% yield) as a clear colorless oil; R_f = 0.17 (9:1 Pentane: Et_2O); characterization data match known literature values.¹²



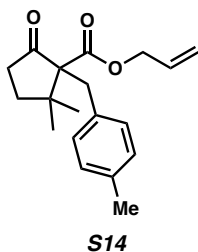
Allyl 2-oxo-1-(4-(trifluoromethyl)benzyl)cyclopentanecarboxylate (13j): Prepared by using the representative procedure above from allyl 2-cyclopentanonecarboxylate (**S13**, 9.10 mmol) and using 4-trifluoromethylbenzyl bromide as the electrophile. Purified by column chromatography (SiO_2 , 10% Et_2O in pentane) to furnish β -ketoester **13j** (1.93 g, 65% yield) as an amorphous solid; R_f = 0.20 (9:1 Pentane: Et_2O); characterization data match known literature values.¹¹



Allyl 2-methyl-1-oxo-2,3-dihydro-1H-indene-2-carboxylate (15a): Prepared by using the representative procedure above from allyl 1-oxo-2,3-dihydro-1H-indene-2-carboxylate (**S8**, 1.84 mmol) and using iodomethane as the electrophile. Purified by column chromatography (SiO₂, 7.7% EtOAc in hexanes) to provide β -ketoester **15a** (361 mg, 85% yield) as a pale yellow oil; R_f = 0.23 (12:1 Hexanes:EtOAc); characterization data match known literature values.¹²

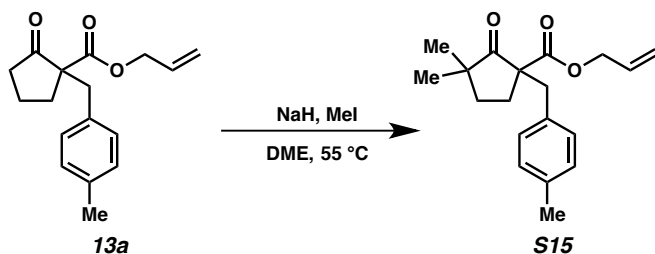


Allyl 2-fluoro-1-oxo-2,3-dihydro-1H-indene-2-carboxylate (15b): TiCl₄ (18 μ L, 167 μ mol, 0.09 equiv) was added to a solution of indanone **S8** (400 mg, 1.85 mmol, 1.00 equiv) in acetonitrile (18.5 mL, 0.10 M). After 10 minutes, Selectfluor[®] (786 mg, 2.22 mmol, 1.20 equiv) was added. After 3 h, the starting material had been completely consumed (determined by TLC analysis, 8:2 Pentane:Et₂O). The solution was partitioned between H₂O (100 mL) and Et₂O (25 mL), extracted with Et₂O (3 x 30 mL). The combined organics were dried over MgSO₄, filtered, and concentrated in vacuo. Crude product was filtered through a silica plug (Et₂O) to provide β -ketoester **15b** (421 mg, 97% yield) as an amorphous orange solid; R_f = 0.23 (8:2 Pentane:Et₂O); ¹H NMR (400 MHz, CDCl₃) δ 7.84 (dt, J = 7.7, 1.0 Hz, 1H), 7.70 (td, J = 7.5, 1.3 Hz, 1H), 7.59–7.39 (m, 2H), 5.84 (ddt, J = 17.2, 10.5, 5.7 Hz, 1H), 5.35–5.16 (m, 2H), 4.70 (dq, J = 5.7, 1.3 Hz, 2H), 3.92–3.72 (m, 1H), 3.59–3.32 (m, 1H); ¹⁹F NMR (470 MHz, CDCl₃) –164.6 (dd, J = 11.6, 23.2 Hz); ¹³C NMR (101 MHz, CDCl₃) δ 195.2 (d, J = 18.2 Hz, C), 167.1 (d, J = 28.0 Hz, C), 150.9 (d, J = 3.7 Hz, C), 136.9 (CH), 133.4 (C), 130.8 (CH), 128.8 (CH), 126.7 (d, J = 1.5 Hz, CH), 125.8 (CH), 119.4 (CH₂), 94.7 (d, J = 201.8 Hz, C), 66.8 (CH₂), 38.4 (d, J = 23.7 Hz, CH₂); IR (thin film, NaCl) 3585, 3435, 3078, 2943, 1761, 1720, 1603, 1465, 1423, 1363, 1272, 1181, 1155, 1067, 994, 917, 806, 751, 721, 692 cm⁻¹; HRMS (ESI+) m/z calc'd for C₁₃H₁₂FO₃ [M+H]⁺: 235.0765, found: 235.0768.

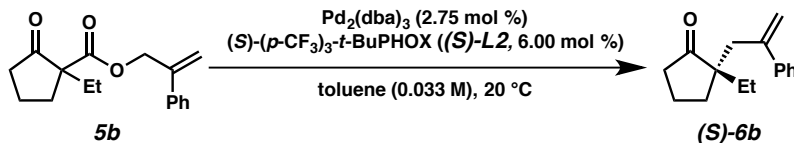


Allyl 2,2-dimethyl-1-(4-methylbenzyl)-5-oxocyclopentane-1-carboxylate (S14): Prepared by using the representative procedure above from allyl 2,2-dimethyl-5-oxocyclopentane-1-carboxylate (**S10**, 1.48 mmol) and using 4-methylbenzyl chloride as the electrophile. Purified by column chromatography (SiO₂, 10% Et₂O in hexanes) to furnish β -ketoester **S14** (61 mg, 14% yield) as a clear colorless oil; R_f = 0.12 (9:1

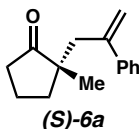
Hexanes:Et₂O); ¹H NMR δ 7.29 (d, *J* = 8.1 Hz, 2H), 7.18 (d, *J* = 7.8 Hz, 2H), 5.99 (ddt, *J* = 17.2, 10.6, 5.4 Hz, 1H), 5.35 (dq, *J* = 17.2, 1.7 Hz, 1H), 5.19 (dq, *J* = 10.5, 1.5 Hz, 1H), 5.08 (s, 2H), 4.68 (dt, *J* = 5.4, 1.6 Hz, 2H), 2.60 (t, *J* = 7.5 Hz, 2H), 2.37 (s, 3H), 1.69 (t, *J* = 7.4 Hz, 2H), 1.24 (s, 6H); ¹³C NMR (101 MHz, CDCl₃) δ 167.7 (C), 165.0 (C), 137.8 (CH), 133.9 (CH), 133.0 (CH), 129.3, 127.0, 117.3 (CH₂), 113.4 (C), 71.5 (CH₂), 64.1 (CH₂), 43.0 (C), 37.2 (CH₂), 29.1 (CH₂), 27.9 (CH₃), 21.3 (CH₃); IR (thin film, NaCl) 2948, 1685, 1617, 1651, 1457, 1370, 1356, 1283, 1224, 1170, 1087, 1047, 1020, 994, 929, 801, 788 cm⁻¹; HRMS (FAB+) *m/z* calc'd for C₁₉H₂₅O₃ [M+H]⁺: 301.1798, found 301.1803.



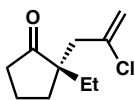
Allyl 3,3-dimethyl-1-(4-methylbenzyl)-2-oxocyclopentane-1-carboxylate (S15): The alkylation of **S15** was adapted from the literature.¹³ A flask was charged with sodium hydride (60% dispersion in mineral oil, 61.7 mg, 1.54 mmol, 3.00 equiv) and subsequently evacuated and re-filled with argon (3 x 5 minutes). DME (6 mL, 0.63 M) was added followed by methyl iodide (0.16 mL, 2.57 mmol, 5.00 equiv) and β-ketoester **13a** (140 mg, 0.514 mmol, 1 equiv). The heterogeneous solution was heated to 55 °C with stirring. After 2 hours, the consumption of starting was complete (as determined by TLC analysis, 9:1 Pentane:Et₂O). The solution was poured into water, and extracted with Et₂O (3 x 5 mL), dried over MgSO₄, filtered, and concentrated in vacuo. The crude solution was purified by flash chromatography (SiO₂, 5% Et₂O in hexanes) to afford β-ketoester **S15** (80 mg, 52% yield) as a clear colorless oil; *R_f* = 0.60 (9:1 Pentane:Et₂O); ¹H NMR δ 7.05 (d, *J* = 7.9 Hz, 2H), 7.01 (d, *J* = 8.1 Hz, 2H), 5.89 (ddt, *J* = 17.2, 10.4, 5.7 Hz, 1H), 5.32 (dq, *J* = 17.2, 1.5 Hz, 1H), 5.24 (dq, *J* = 10.4, 1.3 Hz, 1H), 4.62 (ddt, *J* = 5.6, 2.7, 1.4 Hz, 2H), 3.14 (s, 2H), 2.38–2.31 (m, 1H), 2.30 (s, 3H), 1.97 (ddd, *J* = 13.6, 8.5, 7.2 Hz, 1H), 1.78 (ddd, *J* = 12.8, 8.4, 7.2 Hz, 1H), 1.41 (ddd, *J* = 12.7, 7.2, 5.4 Hz, 1H), 1.08 (s, 3H), 0.70 (s, 3H); ¹³C NMR (101 MHz, CDCl₃) δ 218.5 (C), 171.3 (C), 136.6 (C), 133.5 (C), 131.7 (CH), 130.6 (CH), 129.1 (CH), 118.8 (CH₂), 66.2 (CH₂), 62.4 (C), 46.2 (C), 39.1 (CH₂), 35.5 (CH₂), 28.1 (CH₂), 25.1 (CH₃), 24.0 (CH₃), 21.2 (CH₃); IR (thin film, NaCl) 2963, 2870, 1747, 1726, 1515, 1457, 1380, 1361, 1315, 1252, 1197, 1183, 1130, 1061, 993, 977, 931, 888, 817, 775 cm⁻¹; HRMS (FAB+) *m/z* calc'd for C₁₉H₂₅O₃ [M+H]⁺: 301.1798, found 301.1808.

Pd(0)-Catalyzed Enantioselective Allylic Alkylation and Characterization Data:***Representative Procedure: Enantioselective Allylic Alkylation.***

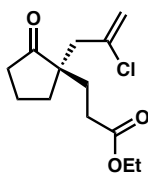
In a nitrogen-filled glovebox, separate stock solutions of $\text{Pd}_2(\text{dba})_3$ (2.50 mg/mL), $(S)\text{-(CF}_3)_3\text{-}t\text{-Bu-PHOX}$ (**(S)-L2**, 10.0 mg/mL), and β -ketoester **5b** (100. mg/mL) in toluene were prepared. $\text{Pd}_2(\text{dba})_3$ (1.92 mL, 4.8 mg, 5.20 μmol , 0.0275 equiv) and $(S)\text{-(CF}_3)_3\text{-}t\text{-Bu-PHOX}$ (**(S)-L2**, 0.67 mL, 6.7 mg, 11.4 μmol , 0.06 equiv) were added to a 20 mL scintillation vial and placed in a pre-chilled 20 °C stirrer. After 20 minutes, the solution was diluted with toluene (2.69 mL, 20 °C) followed by β -ketoester **5b** (0.517 mL, 51.7 mg, 0.19 mmol, 1.00 equiv) in one portion (total volume 5.8 mL, 0.033 M). After 20 h, the consumption of starting material was complete (as determined by TLC analysis, 19:1 Pentane: Et_2O). The crude solution was directly purified by column chromatography (SiO_2 , 100% pentane then 5% Et_2O in pentane) to furnish cyclopentanone **(S)-6b** (43 mg, 98% yield) as a clear colorless oil; R_f = 0.20 (19:1 Pentane: Et_2O); ^1H NMR (400 MHz, CDCl_3) δ 7.37–7.26 (m, 5H), 5.26 (d, J = 1.7 Hz, 1H), 5.07 (dt, J = 1.8, 0.9 Hz, 1H), 2.77 (dd, J = 13.8, 1.1 Hz, 1H), 2.62 (d, J = 13.8 Hz, 1H), 2.17–2.04 (m, 1H), 1.99–1.84 (m, 1H), 1.82–1.66 (m, 3H), 1.66–1.60 (m, 1H), 1.51–1.31 (m, 2H), 0.79 (t, J = 7.5 Hz, 3H); ^{13}C NMR (101 MHz, CDCl_3) δ 223.2 (C), 146.1 (C), 142.3 (C), 128.3 (CH), 127.6 (CH), 126.8 (CH), 117.4 (CH_2), 52.8 (C), 40.0 (CH_2), 38.4 (CH_2), 31.9 (CH_2), 28.8 (CH_2), 18.8 (CH_2), 8.8 (CH_3); IR (thin film, NaCl) 3079, 3054, 2963, 2879, 1734, 1623, 1572, 1491, 1457, 1405, 1380, 1306, 1268, 1160, 1083, 1028, 902, 778, 700 cm^{-1} ; HRMS (APCI/ESI) m/z calc'd for $\text{C}_{16}\text{H}_{21}\text{O}$ $[\text{M}+\text{H}]^+$: 229.1587, found 229.1589; $[\alpha]_D^{25}$ –40.78 (c 0.510, CHCl_3 , 94% ee).



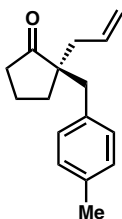
2-(2-Phenyl)allyl-2-methylcyclopentanone ((S)-6a): Prepared by using the representative procedure above from β -ketoester **5a** (0.19 mmol), reaction time = 27.5 h. Purified by column chromatography (SiO_2 , 5% Et_2O in pentane) to provide cyclopentanone **(S)-6a** (39 mg, 95% yield) as a clear colorless oil; R_f = 0.11 (19:1 Pentane: Et_2O); ^1H NMR (400 MHz, CDCl_3) δ 7.37–7.26 (m, 5H), 5.27 (d, J = 1.7 Hz, 1H), 5.08 (dt, J = 1.8, 1.0 Hz, 1H), 2.74 (dd, J = 13.7, 1.1 Hz, 1H), 2.62 (d, J = 13.8 Hz, 1H), 2.29–2.14 (m, 1H), 2.04–1.90 (m, 1H), 1.88–1.65 (m, 3H), 1.51–1.37 (m, 1H), 0.91 (s, 3H); ^{13}C NMR (101 MHz, CDCl_3) δ 223.3 (C), 146.1 (C), 142.5 (C), 128.4 (CH), 127.6 (CH), 126.8 (CH), 117.3 (CH_2), 49.0 (C), 41.8 (CH_2), 37.6 (CH_2), 35.4 (CH_2), 22.6 (CH_3), 18.8 (CH_2); IR (thin film, NaCl) 3078, 2960, 1734, 1623, 1491, 1457, 1405, 1160, 1061, 900, 778, 701 cm^{-1} ; HRMS (APCI/ESI) m/z calc'd for $\text{C}_{15}\text{H}_{19}\text{O}$ $[\text{M}+\text{H}]^+$: 215.21436, found 215.21430; $[\alpha]_D^{25}$ –99.32 (c 0.445, CHCl_3 , 90% ee).

**(S)-6c**

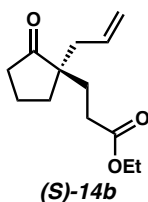
2-(2-Chloro)allyl-2-ethylcyclopentanone ((S)-6c): Prepared by using the representative procedure above from β -ketoester **5c** (0.19 mmol), reaction time = 28.5 h. Purified by column chromatography (SiO_2 , 10% Et_2O in pentane) to furnish cyclopentanone **(S)-6c** (26 mg, 72% yield) as a clear colorless oil; R_f = 0.71 (8:2 Pentane: Et_2O); ^1H NMR (400 MHz, CDCl_3) δ 5.24 (t, J = 0.9 Hz, 1H), 5.15 (t, J = 1.1 Hz, 1H), 2.61 (dd, J = 14.4, 1.1 Hz, 1H), 2.49 (d, J = 14.4 Hz, 1H), 2.34–2.21 (m, 2H), 2.16–2.00 (m, 1H), 1.98–1.79 (m, 3H), 1.48 (qd, J = 7.4, 3.1 Hz, 2H), 0.84 (t, J = 7.5 Hz, 3H); ^{13}C NMR (101 MHz, CDCl_3) δ 222.1 (C), 139.5 (C), 116.3 (CH_2), 51.8 (C), 44.1 (CH_2), 38.2 (CH_2), 32.1 (CH_2), 28.6 (CH_2), 18.9 (CH_2), 8.6 (CH_3); IR (thin film, NaCl) 2965, 1734, 1629, 1458, 1405, 1382, 1260, 1158, 1115, 1085, 886 cm^{-1} . HRMS (FAB+) m/z calc'd for $\text{C}_{10}\text{H}_{16}\text{ClO}$ $[\text{M}+\text{H}]^+$: 187.0890, found 187.0897; $[\alpha]_D^{25}$ –38.57 (c 0.165, CHCl_3 , 90% ee).

**(S)-6d**

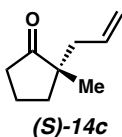
2-(2-Chloro)allyl-2-(3-ethoxy-3-oxopropyl)cyclopentanone ((S)-6d): Prepared by using the representative procedure above from β -ketoester **5d** (0.19 mmol), reaction time = 21 h. Purified by column chromatography (SiO_2 , 20% Et_2O in pentane) to afford cyclopentanone **(S)-6d** (42 mg, 85% yield) as a clear colorless oil R_f = 0.32 (8:2 Pentane: Et_2O); ^1H NMR (400 MHz, CDCl_3) δ 5.33–5.23 (m, 1H), 5.18 (t, J = 1.2 Hz, 1H), 4.11 (q, J = 7.1 Hz, 2H), 2.59 (dd, J = 14.4, 1.1 Hz, 1H), 2.51 (d, J = 14.4 Hz, 1H), 2.40–2.21 (m, 4H), 2.19–2.05 (m, 1H), 2.03–1.72 (m, 5H), 1.24 (t, J = 7.1 Hz, 3H); ^{13}C NMR (101 MHz, CDCl_3) δ 221.1 (C), 173.3 (C), 138.9 (C), 116.7 (CH_2), 60.7 (CH_2), 50.7 (C), 43.9 (CH_2), 37.8 (CH_2), 33.5 (CH_2), 30.1 (CH_2), 29.1 (CH_2), 18.8 (CH_2), 14.3 (CH_3); IR (thin film, NaCl) 2962, 1734, 1629, 1375, 1304, 1267, 1191, 1025, 888 cm^{-1} ; HRMS (ESI) m/z calc'd for $\text{C}_{13}\text{H}_{20}\text{ClO}_3$ $[\text{M}+\text{H}]^+$: 259.1095, found 259.1108; $[\alpha]_D^{25}$ –26.99 (c 0.255, CHCl_3 , 88% ee).

**(S)-14a**

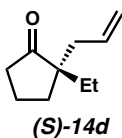
2-Allyl-2-(4-methylbenzyl)cyclopentanone ((S)-14a): Prepared by using the representative procedure above from β -ketoester **13a** (0.19 mmol), reaction time = 13 h. Purified by column chromatography (SiO_2 , 5% Et_2O in pentane) to afford cyclopentanone **(S)-14a** (50 mg, 93% yield) as a clear colorless oil; R_f = 0.39 (9:1 Pentane: Et_2O); $[\alpha]_D^{25}$ +12.78 (c 0.835, CHCl_3 , 89% ee); characterization data match known literature values.¹¹



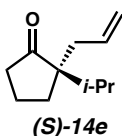
2-Allyl-2-(3-ethoxy-3-oxopropyl)cyclopentanone ((S)-14b): Prepared by using the representative procedure above from β -ketoester **13b** (0.19 mmol), reaction time = 8 h. Purified by column chromatography (SiO₂, 20% Et₂O in pentane) to provide cyclopentanone (S)-14b (40 mg, 93% yield) as a clear colorless oil; R_f = 0.30 (8:2 Pentane:Et₂O); ¹H NMR (400 MHz, CDCl₃) δ 5.66 (ddt, J = 16.4, 10.6, 7.4 Hz, 1H), 5.11–5.01 (m, 2H), 4.09 (q, J = 7.1 Hz, 2H), 2.39–2.10 (m, 6H), 1.95–1.67 (m, 4H), 1.23 (t, J = 7.1 Hz, 3H); ¹³C NMR (101 MHz, CDCl₃) δ 221.9 (C), 173.5 (C), 133.4 (CH), 118.7 (CH₂), 60.6 (CH₂), 50.9 (C), 39.1 (CH₂), 38.3 (CH₂), 33.3 (CH₂), 29.7 (CH₂), 29.2 (CH₂), 18.7 (CH₂), 14.3 (CH₃); IR (thin film, NaCl) 3076, 2961, 1734, 1639, 1445, 1406, 1376, 1303, 1252, 1190, 1096, 1028, 919 cm⁻¹; HRMS (FAB+) m/z calc'd for C₁₃H₂₁O₃ [M+H]⁺: 225.1491, found 225.1498; $[\alpha]_D^{25}$ -18.69 (c 1.950, CHCl₃, 91% ee).



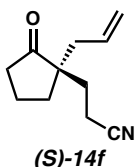
2-Allyl-2-methylcyclopentanone ((S)-14c): Prepared by using the representative procedure above from β -ketoester **13c** (0.38 mmol), reaction time = 31 h. Purified by column chromatography (SiO₂, 5% Et₂O in pentane) to furnish cyclopentanone (S)-14c (43 mg, 81% yield) as a clear colorless oil; R_f = 0.24 (19:1 Pentane:Et₂O); $[\alpha]_D^{25}$ -72.21 (c 0.245, CHCl₃, 86% ee); characterization data match known literature values.¹⁴



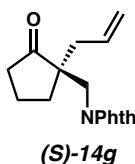
2-Allyl-2-ethylcyclopentanone ((S)-14d): Prepared by using the representative procedure above from β -ketoester **13d** (0.38 mmol), reaction time = 31 h. Purified by column chromatography (SiO₂, 7% Et₂O in pentane) to afford cyclopentanone (S)-14d (69 mg, 79% yield) as a clear colorless oil; R_f = 0.44 (10:1 Hexanes:EtOAc); $[\alpha]_D^{25}$ -20.22 (c 0.340, Et₂O, 88% ee); characterization data match known literature values.¹¹



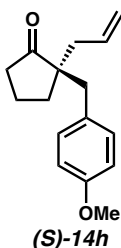
2-Allyl-2-isopropylcyclopentanone ((S)-14e): Prepared by using the representative procedure above from β -ketoester **13e** (0.38 mmol), reaction time = 36 h. Purified by column chromatography (SiO₂, 5% Et₂O in pentane) to provide cyclopentanone (S)-14e (39 mg, 62% yield) as a clear colorless oil; R_f = 0.44 (10:1 Hexanes:EtOAc); $[\alpha]_D^{25}$ +33.57 (c 0.315, CHCl₃, 87% ee); characterization data match known literature values.¹¹



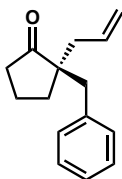
2-Allyl-2-(cyanomethyl)cyclopentanone ((S)-14f): Prepared by using the representative procedure above from β -ketoester **13f** (0.19 mmol), except catalyst pre-stir ran for 40 minutes (20 minutes at 30 °C followed by another 20 minutes at 0 °C) and the reaction was run at 0 °C, reaction time = 23 h. Purified by column chromatography (SiO₂, 40% Et₂O in pentane) to afford cyclopentanone (S)-**14f** (35 mg, 97% yield) as a clear colorless oil; R_f = 0.32 (1:1 Hexanes:Et₂O); ¹H NMR (400 MHz, CDCl₃) δ 5.68 (ddt, J = 16.9, 10.2, 7.4 Hz, 1H), 5.26–5.07 (m, 2H), 2.52–2.21 (m, 4H), 2.18 (dt, J = 7.4, 1.2 Hz, 2H), 2.10–1.79 (m, 6H); ¹³C NMR (101 MHz, CDCl₃) δ 221.0 (C), 132.4 (CH), 119.7 (C), 119.5 (CH₂), 50.6 (C), 38.4 (CH₂), 38.0 (CH₂), 33.2 (CH₂), 30.2 (CH₂), 18.6 (CH₂), 12.3 (CH₂); IR (thin film, NaCl) 2961, 2246, 1731, 1444, 1159, 921 cm⁻¹; HRMS (EI+) m/z calc'd for C₁₁H₁₅NO [M]⁺: 177.1154, found 177.1171; [α]_D²⁵ –13.41 (c 0.450, CHCl₃, 90% ee).



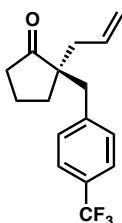
2-Allyl-2-((1,3-dioxoisindolin-2-yl)methyl)cyclopentanone ((S)-14g): Prepared by using the representative procedure above from β -ketoester **13g** (0.19 mmol), except catalyst pre-stir ran for 40 minutes (20 minutes at 30 °C followed by another 20 minutes at 0 °C) and the reaction was run at 0 °C, reaction time = 23 h. Purified by column chromatography (SiO₂, 20% Et₂O in pentane) to afford cyclopentanone (S)-**14g** (48 mg, 93% yield) as a white amorphous solid; R_f = 0.50 (1:1 Pentane:Et₂O); [α]_D²⁵ –25.16 (c 0.305, CHCl₃, 92% ee); characterization data match known literature values.¹¹



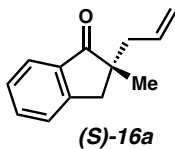
2-Allyl-2-(4-methoxybenzyl)cyclopentanone ((S)-14h): Prepared by using the representative procedure above from β -ketoester **13h** (0.19 mmol), reaction time = 8 h. Purified by column chromatography (SiO₂, 10% Et₂O in pentane) to provide cyclopentanone (S)-**14h** (46 mg, >99% yield) as a clear colorless oil; R_f = 0.25 (9:1 Pentane:Et₂O); [α]_D²⁵ +6.40 (c 0.275, CHCl₃, 92% ee); characterization data match known literature values.¹¹

**(S)-14i**

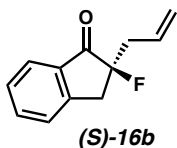
2-Allyl-2-benzylcyclopentanone ((S)-14i): Prepared by using the representative procedure above from β -ketoester **13i** (0.19 mmol), reaction time = 13 h. Purified by column chromatography (SiO_2 , 7% Et_2O in pentane) to furnish cyclopentanone **(S)-14i** (39 mg, 95% yield) as a clear colorless oil; R_f = 0.41 (9:1 Pentane: Et_2O); ^1H NMR (400 MHz, CDCl_3) δ 7.32–7.15 (m, 3H), 7.16–7.08 (m, 2H), 5.75 (dddd, J = 17.0, 10.2, 7.8, 6.9 Hz, 1H), 5.18–5.05 (m, 2H), 2.94 (d, J = 13.3 Hz, 1H), 2.62 (d, J = 13.3 Hz, 1H), 2.31 (ddt, J = 13.8, 7.0, 1.3 Hz, 1H), 2.24–2.11 (m, 2H), 2.07–1.93 (m, 1H), 1.97–1.81 (m, 2H), 1.75 (ddq, J = 12.8, 8.7, 7.0 Hz, 1H), 1.56–1.41 (m, 1H); ^{13}C NMR (101 MHz, CDCl_3) δ 223.0 (C), 137.9 (C), 133.8 (CH), 130.4 (CH), 128.3 (CH), 126.5 (CH), 118.8 (CH_2), 53.3 (C), 41.8 (CH_2), 41.0 (CH_2), 39.0 (CH_2), 31.1 (CH_2), 18.8 (CH_2); IR (thin film, NaCl) 3027, 2960, 1733, 1639, 1495, 1453, 1404, 1156, 997, 920, 757 cm^{-1} ; HRMS (FAB+) m/z calc'd for $\text{C}_{15}\text{H}_{19}\text{O}$ $[\text{M}+\text{H}]^+$: 215.1436, found 215.1433; $[\alpha]_{\text{D}}^{25}$ +6.88 (c 1.950, CHCl_3 , 88% ee).

**(S)-14j**

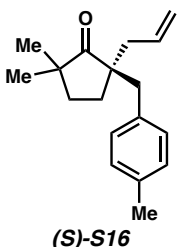
2-Allyl-2-(4-(trifluoromethyl)benzyl)cyclopentanone ((S)-14j): Prepared by using the representative procedure above from β -ketoester **13j** (0.19 mmol), reaction time = 96 h. Purified by column chromatography (SiO_2 , 7% Et_2O in pentane) to furnish cyclopentanone **(S)-14j** (30 mg, 54% yield (83% yield based on recovered starting material **13j**)) as a clear colorless oil; R_f = 0.59 (6:3 Pentane: Et_2O); $[\alpha]_{\text{D}}^{25}$ +10.22 (c 0.540, CHCl_3 , 88% ee); characterization data match known literature values.¹¹

**(S)-16a**

2-Allyl-2-methyl-2,3-dihydro-1H-inden-1-one ((S)-16a): Prepared by using the representative procedure above from β -ketoester **15a** (0.19 mmol), reaction time = 4.5 h. Purified by column chromatography (SiO_2 , 10% Et_2O in pentane) to afford cyclopentanone **(S)-16a** (33 mg, 93% yield) as a clear colorless oil; R_f = 0.36 (9:1 Hexanes: EtOAc); $[\alpha]_{\text{D}}^{25}$ -59.24 (c 0.595, CHCl_3 , 84% ee); characterization data match known literature values.¹¹

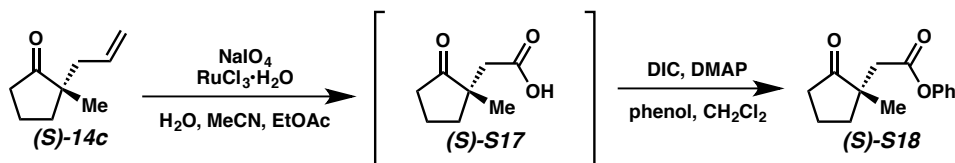


2-Allyl-2-Fluoro-2,3-dihydro-1H-inden-1-one ((S)-16b): Prepared by using the representative procedure above from β -ketoester **15b** (0.19 mmol), reaction time = 13 h. Purified by column chromatography (SiO₂, 5% Et₂O in pentane) to provide cyclopentanone **(S)-16b** (36 mg, >99% yield) as a clear colorless oil; R_f = 0.19 (19:1 Pentane:Et₂O); $[\alpha]_D^{25}$ -75.79 (*c* 0.585, CHCl₃, 87% ee); characterization data match known literature values.¹⁵



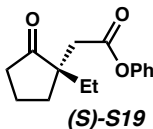
(S)-2-allyl-5,5-dimethyl-2-(4-methylbenzyl)cyclopentan-1-one ((S)-S16): Prepared by using the representative procedure above from β -ketoester **S15** (0.19 mmol), reaction time = 48 h. Purified by column chromatography (SiO₂, 3% Et₂O in hexanes) to afford cyclopentanone **(S)-S16** (32 mg, 66% yield) as a clear colorless oil R_f = 0.24 (19:1 Hexanes:Et₂O); ¹H NMR (400 MHz, CDCl₃) δ 7.07–7.03 (m, 2H), 6.97 (d, *J* = 8.0 Hz, 2H), 5.73 (dddd, *J* = 17.0, 10.1, 7.8, 7.0 Hz, 1H), 5.14–5.01 (m, 2H), 2.87 (d, *J* = 13.3 Hz, 1H), 2.55 (d, *J* = 13.3 Hz, 1H), 2.30 (s, 3H), 2.26 (ddt, *J* = 13.7, 7.0, 1.3 Hz, 1H), 2.17 – 2.10 (m, 1H), 1.89–1.72 (m, 2H), 1.63 (dt, *J* = 12.8, 7.2 Hz, 1H), 1.39 (ddd, *J* = 12.8, 7.3, 6.3 Hz, 1H), 0.98 (s, 3H), 0.67 (s, 3H); ¹³C NMR (101 MHz, CDCl₃) δ 136.1 (C), 134.8 (C), 134.1 (CH), 130.6 (CH), 128.9 (CH), 118.7 (CH₂), 54.5 (C), 45.6 (C), 41.7 (CH₂), 41.6 (CH₂), 35.0 (CH₂), 27.4 (CH₂), 24.7 (CH₃), 23.9 (CH₃), 21.2 (CH₃); IR (thin film, NaCl) 2958, 2867, 1731, 1513, 1459, 1379, 1061, 997, 916, 812, 752 cm⁻¹; HRMS (ESI) *m/z* calc'd for C₁₈H₂₅O [M+H]⁺: 257.1900, found 275.1901; $[\alpha]_D^{25}$ +13.67 (*c* 0.58, CHCl₃, 73% ee).

Phenyl Ester Derivative Synthesis and Characterization Data

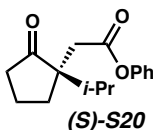
Representative Procedure: Phenyl Ester Derivative Synthesis

Ketone (**(S)-14c**) (34 mg, 0.25 mmol, 1.00 equiv) was diluted in H₂O (2.34 mL, 0.11 M), acetonitrile (1.50 mL, 0.160 M), and EtOAc (1.50 mL, 0.16 M). Sodium periodate (NaIO₄, 342 mg, 1.60 mmol, 6.40 equiv) and ruthenium(III) trichloride (RuCl₃, 4.7 μL, 0.1 M solution in H₂O, 0.019 equiv) were added in single portions. The reaction was allowed to stir at ambient temperature (ca. 23 °C) for 4 h, at which time consumption of starting material was complete (as determined by TLC analysis, 19:1 Pentane:Et₂O). Crude reaction mixture was filtered through a celite plug and extracted with a saturated solution of NaHCO₃. The aqueous solution was acidified to pH 1 with 1 M HCl. Acidified aqueous solution was extracted with dichloromethane, dried over Na₂SO₄, filtered and concentrated in vacuo. Crude solution was carried on with no further purification.

A flask charged with carboxylic acid (**(S)-S17**) (0.25 mmol, 1.00 equiv), phenol (14 mg, 0.27 mmol, 1.10 equiv), and 4-(dimethylamino)-pyridine (DMAP, 14 mg, 0.11 mol, 0.45 equiv) was evacuated and re-filled with argon (3 x 5 minutes). Dichloromethane (946 μL, 0.26 M) was added and the solution was cooled to 0 °C (ice/H₂O bath). Diisopropylcarbodiimide (DIC, 42.0 μL, 0.27 mmol, 1.10 equiv) was added dropwise and allowed to stir for 5 minutes. The cooling bath was then removed and the solution was allowed to warm to ambient temperature (ca. 23 °C). After 11 h, the consumption of starting material was complete (as determined by TLC analysis, 9:1 Hexanes:EtOAc) and the reaction was filtered through filter paper and then diluted with dichloromethane (200 mL). The solution was washed with 0.1 M aqueous HCl (200 mL), 1 M aqueous NaOH, saturated aqueous NaHCO₃ (100 mL), and brine (100 mL). The combined organics were dried over MgSO₄, filtered, and concentrated in vacuo. The crude residue was purified by column chromatography (SiO₂, 10% hexanes in EtOAc) to provide ester (**(S)-S18**) (33 mg, 57% yield over 2 steps) as a clear colorless oil; *R_f* = 0.24 (9:1 Hexanes:EtOAc); ¹H NMR (400 MHz, CDCl₃) δ 7.42–7.31 (m, 2H), 7.22 (ddt, *J* = 7.9, 6.9, 1.2 Hz, 1H), 7.09–6.99 (m, 2H), 2.92 (d, *J* = 16.6 Hz, 1H), 2.72 (d, *J* = 16.6 Hz, 1H), 2.45–2.30 (m, 2H), 2.27–2.13 (m, 1H), 2.09–1.94 (m, 1H), 1.97–1.81 (m, 2H), 1.13 (s, 3H); ¹³C NMR (101 MHz, CDCl₃) δ 221.7 (C), 170.2 (C), 150.5 (C), 129.6 (CH), 126.1 (CH), 121.6 (CH), 46.5 (C), 41.6 (CH₂), 37.3 (CH₂), 35.1 (CH₂), 22.8 (CH₃), 18.9 (CH₂); IR (thin film, NaCl) 3459, 3066, 2964, 2873, 1756, 1738, 1592, 1493, 1456, 1404, 1375, 1350, 1317, 1266, 1242, 1193, 1162, 1127, 1070, 1023, 1006, 969, 925, 896, 817, 800, 772, 749, 772, 722, 698, 687 cm⁻¹; HRMS (FAB+) *m/z* calc'd for C₁₄H₁₇O₃ [M+H]⁺: 233.1178, found 233.1176; [α]_D²⁵ –45.05 (*c* 0.280, CHCl₃, 86% ee).

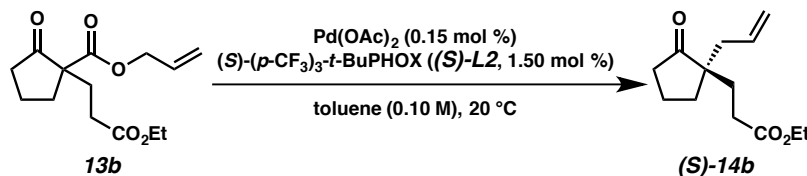


(1-Ethyl-2-oxo-cyclopentyl)-acetic acid phenyl ester ((S)-S19): Prepared by using the representative procedure above from cyclopentanone (**(S)-14d**) (0.25 mmol). Purified by column chromatography (SiO₂, 10% EtOAc in hexanes) to furnish ester (**(S)-S19**) (46 mg, 75% yield over 2 steps) as an amorphous solid; R_f = 0.28 (9:1 Hexanes:EtOAc); ¹H NMR (400 MHz, CDCl₃) δ 7.39–7.33 (m, 2H), 7.21 (tt, J = 7.1, 1.1 Hz, 1H), 7.07–7.02 (m, 2H), 2.90 (d, J = 16.7 Hz, 1H), 2.73 (d, J = 16.7 Hz, 1H), 2.48–2.27 (m, 2H), 2.14 (ddd, J = 13.1, 10.3, 7.8 Hz, 1H), 2.06–1.94 (m, 2H), 1.95–1.80 (m, 1H), 1.53 (p, J = 7.4 Hz, 2H), 0.93 (t, J = 7.5 Hz, 3H); ¹³C NMR (101 MHz, CDCl₃) δ 221.8 (C), 170.5 (C), 150.5 (C), 129.6 (CH), 126.0 (CH), 121.6 (CH), 50.0 (C), 39.5 (CH₂), 37.6 (CH₂), 32.4 (CH₂), 28.6 (CH₂), 18.8 (CH₂), 8.6 (CH₃); IR (thin film, NaCl) 3455, 3066, 2965, 2881, 1733, 1592, 1492, 1456, 1404, 1383, 1349, 1262, 1238, 1190, 1161, 1125, 1024, 1006, 951, 926, 895, 810, 768, 721, 688 cm⁻¹; HRMS (APCI/ESI) m/z calc'd for C₁₅H₁₉O₃ [M+H]⁺: 247.1329, found 247.1327; [α]_D²⁵ +2.45 (c 0.445, CHCl₃, 88% ee).



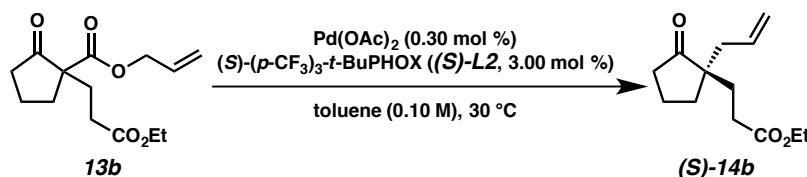
(1-(1-Methylethyl)-2-oxo-cyclopentyl)-acetic acid phenyl ester ((S)-S20): Prepared by using the representative procedure above from cyclopentanone (**(S)-14e**) (0.20 mmol). Purified by column chromatography (SiO₂, 10% EtOAc in hexanes) to afford ester (**(S)-S20**) (27 mg, 52% yield over 2 steps) as an amorphous white solid; R_f = 0.36 (9:1 Hexanes:EtOAc); ¹H NMR (400 MHz, CDCl₃) δ 7.40 – 7.33 (m, 2H), 7.21 (dd, J = 7.0, 1.1 Hz, 1H), 7.08–7.01 (m, 2H), 2.94 (d, J = 16.6 Hz, 1H), 2.73 (d, J = 16.6 Hz, 1H), 2.56–2.42 (m, 1H), 2.33–2.20 (m, 1H), 2.20–1.80 (m, 5H), 0.95 (d, J = 6.9 Hz, 3H), 0.90 (d, J = 6.8 Hz, 3H); ¹³C NMR (101 MHz, CDCl₃) δ 223.1 (C), 170.8 (C), 150.5 (C), 129.6 (CH), 126.0 (CH), 121.6 (CH), 52.9 (C), 39.8 (CH₂), 38.5 (CH₂), 33.4 (CH), 29.7 (CH₂), 18.9 (CH₂), 18.4 (CH₃), 17.6 (CH₃); IR (thin film, NaCl) 2963, 1757, 1734, 1592, 1492, 1404, 1389, 1372, 1350, 1271, 1237, 1193, 1162, 1127, 1069, 1023, 932, 898, 818, 764, 719, 687 cm⁻¹; HRMS (FAB+) m/z calc'd for C₁₆H₂₁O₃ [M+H]⁺: 261.1491, found 261.1495; [α]_D²⁵ –45.05 (c 0.280, CHCl₃, 88% ee).

Low-Catalyst Loading, Pd(II)-Catalyzed Enantioselective Allylic Alkylation



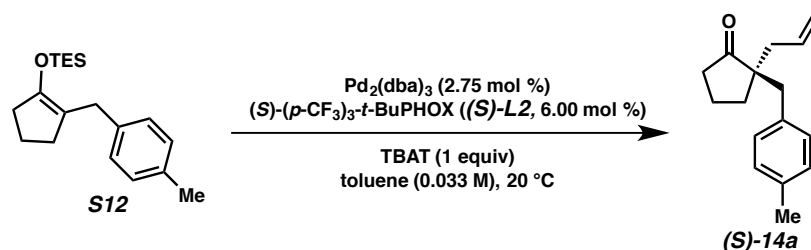
In a nitrogen-filled glovebox, stock solutions of Pd(OAc)_2 (1.00 mg/mL), $(S)\text{-(CF}_3)_3\text{-t-Bu-PHOX ((S)-L2, 10.0 mg/mL)}$, and β -ketoester **13b** (100. mg/mL) in toluene were prepared. Pd(OAc)_2 (64.0 μL , 0.064 mg, 0.285 μmol , 0.0015 equiv) and $(S)\text{-(CF}_3)_3\text{-t-Bu-PHOX}$ (0.17 mL, 1.69 mg, 2.85 μmol , 0.015 equiv) were added to a 20 mL scintillation vial and placed in a pre-chilled 20 °C stirrer. After 40 minutes, the solution was diluted with toluene (1.16 mL, 20 °C) followed by β -ketoester **13b** (0.51 mL, 51.0 mg, 0.19 mmol, 1.00 equiv) in one portion (total volume 1.9 mL, 0.10 M). After 28 h, the consumption of starting material was complete (as determined by TLC analysis, 19:1 Pentane: Et_2O). The crude solution was directly purified by column chromatography (SiO_2 , 100% pentane then 20% Et_2O in pentane) to furnish **(S)-14b** (42 mg, 98% yield) as a clear colorless oil; R_f = 0.30 (8:2 Pentane: Et_2O); characterization data match those that are reported above.

Large Scale Low-Catalyst Loading, Pd(II)-Catalyzed Enantioselective Allylic Alkylation



In a nitrogen filled glovebox, Pd(OAc)_2 (2.49 mg, 11.1 μmol , 0.003 equiv) and $(S)\text{-(CF}_3)_3\text{-t-Bu-PHOX}$ (65.7 mg, 0.111 μmol , 0.03 equiv) were added to a flask and diluted with toluene (37.3 mL, 0.10M). The solution stirred in the ambient glovebox atmosphere (ca. 30 °C) for 40 minutes. β -ketoester **13b** (1.00 g, 3.73 mmol, 1.00 equiv) was then added in one portion. After 15 h, the consumption of starting material was complete (as determined by TLC analysis, 19:1 Pentane: Et_2O). The crude solution was directly purified by column chromatography (SiO_2 , 100% pentane then 20% Et_2O in pentane) to furnish **(S)-14b** (682 mg, 82% yield, 89% ee) as a clear colorless oil; R_f = 0.30 (8:2 Pentane: Et_2O); characterization data match those that are reported above.

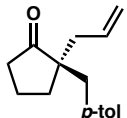
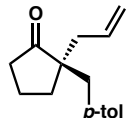
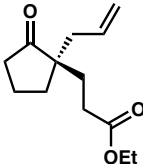
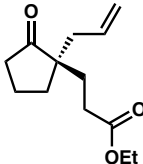
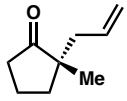
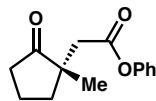
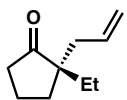
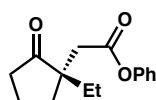
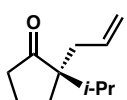
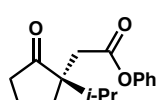
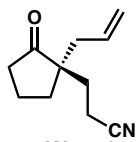
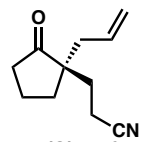
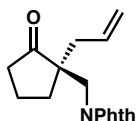
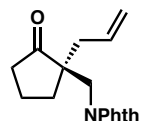
Fluoride Triggered, Pd(0)-Catalyzed Enantioselective Allylic Alkylation

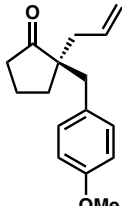
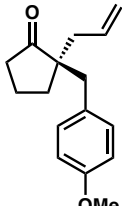
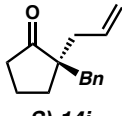
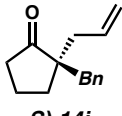
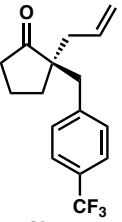
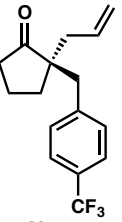
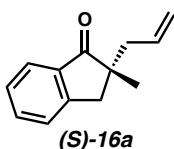
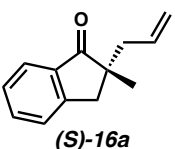
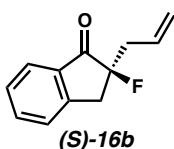
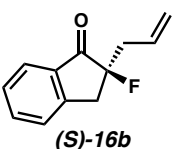
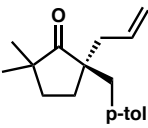
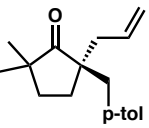


In a nitrogen-filled glovebox, separate stock solutions of $\text{Pd}_2(\text{dba})_3$ (2.50 mg/mL), $(S)\text{-(CF}_3)_3\text{-t-Bu-PHOX ((S)-L2, 10.0 mg/mL)}$, and β -ketoester **S12** (100. mg/mL) in toluene were prepared. $\text{Pd}_2(\text{dba})_3$ (1.92 mL, 4.8 mg, 5.20 μmol , 0.0275 equiv), $(S)\text{-(CF}_3)_3\text{-t-Bu-PHOX ((S)-L2, 0.67 mL, 6.7 mg, 11.4 } \mu\text{mol, 0.06 equiv)}$, and TBAT (103 mg, 0.19 mmol, 1.00 equiv) were added to a 20 mL scintillation vial and placed in a pre-chilled 20 °C well with stirring. After 20 minutes, the solution was diluted with toluene (2.69 mL, 20 °C) followed by the addition of diallyl carbonate (28.7 μL , 0.20 mmol, 1.05 equiv) and β -ketoester **S12** (0.574 mL, 57.4 mg, 0.19 mmol, 1.00 equiv) in one portion (total volume 5.8 mL, 0.033 M). After 48 h, the consumption of starting material appeared stalled (as determined by TLC analysis, 19:1 Pentane:Et₂O). The crude solution was directly purified by column chromatography (SiO₂, 100% hexanes then 5% Et₂O in hexanes) to furnish cyclopentanone (**S**)-**14a** (17 mg, 40% yield, 75% ee) as a clear colorless oil; characterization data match those that are reported above.

Methods for the Determination of Enantiomeric Excess (ee)

entry	product	compound assayed	assay conditions	retention time of major isomer (min)	retention time of minor isomer (min)	% ee
1			SFC Chiracel OJ-H 2% IPA isocratic 2.5 mL/min	7.11	8.59	90
2			SFC Chiracel OJ-H 1% IPA isocratic 2.5 mL/min	8.03	10.18	94
3			SFC 2 Chiralpak AD-H 3% IPA isocratic 2.5 mL/min	5.40	5.14	90
4			SFC Chiralpak AD-H 3% IPA isocratic 2.5 mL/min	5.05	6.35	88

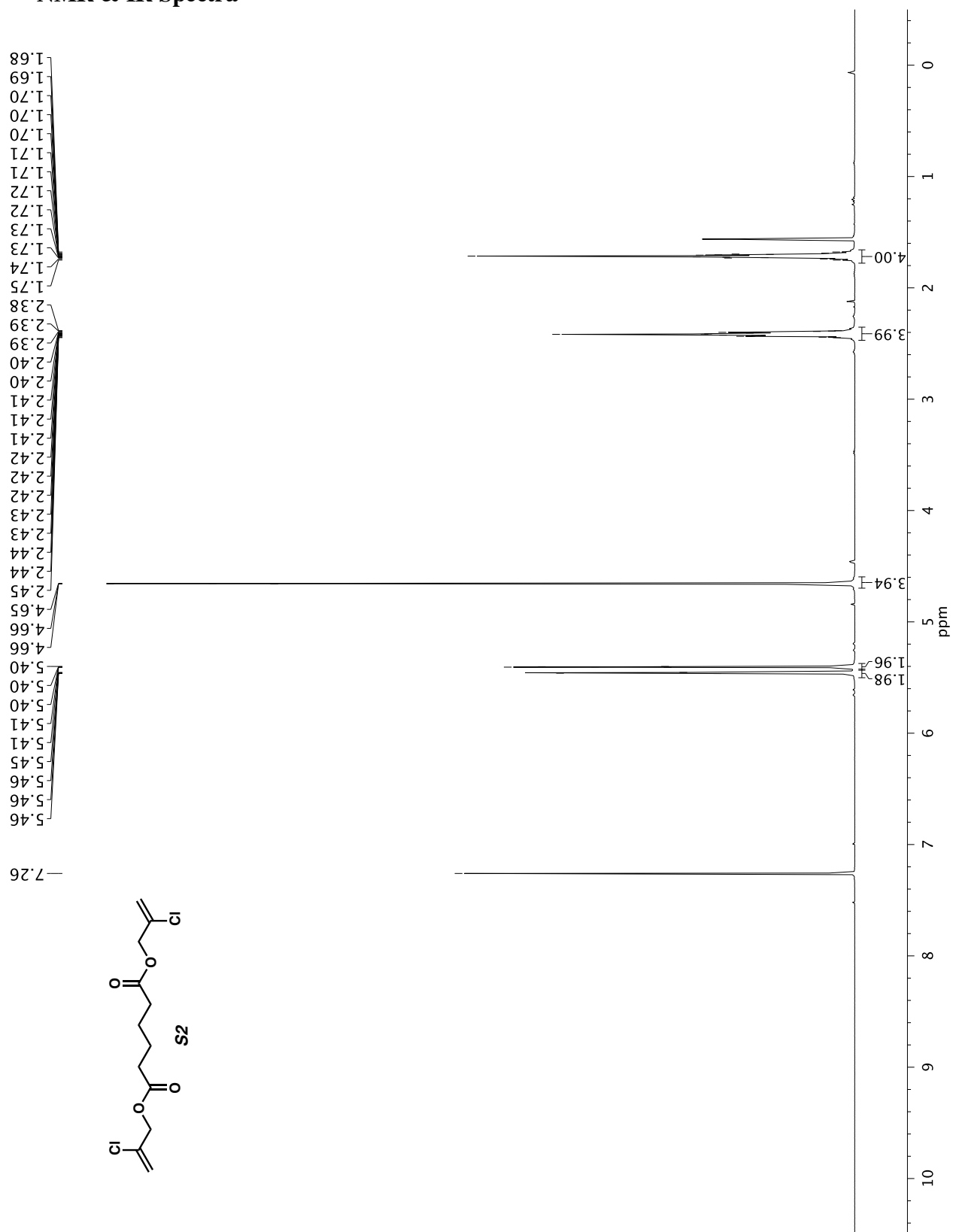
entry	product	compound assayed	assay conditions	retention time of major isomer (min)	retention time of minor isomer (min)	% ee
5	 (S)-14a	 (S)-14a	HPLC Chiralcel OJ 0.1% EtOH in hexanes isocratic; 1 mL/min	12.90	11.43	89
6	 (S)-14b	 (S)-14b	SFC Chiralpak AD-H 3% IPA isocratic 2.5 mL/min	3.57	4.58	91
7	 (S)-14c	 (S)-18	SFC Chiralcel OB-H 5% IPA isocratic 2.5 mL/min	11.37	7.36	86
8	 (S)-14d	 (S)-19	SFC Chiralcel OB-H 3% IPA isocratic 2.5 mL/min	12.19	11.18	88
9	 (S)-14e	 (S)-20	SFC Chiralcel OB-H 5% IPA isocratic 2.5 mL/min	7.35	6.65	88
10	 (S)-14f	 (S)-14f	SFC Chiralcel OD-H 10% IPA isocratic 2.5 mL/min	2.87	2.48	90
11	 (S)-14g	 (S)-14g	HPLC Chiralcel OD-H 4% IPA in hexanes isocratic; 1 mL/min	20.82	27.11	92

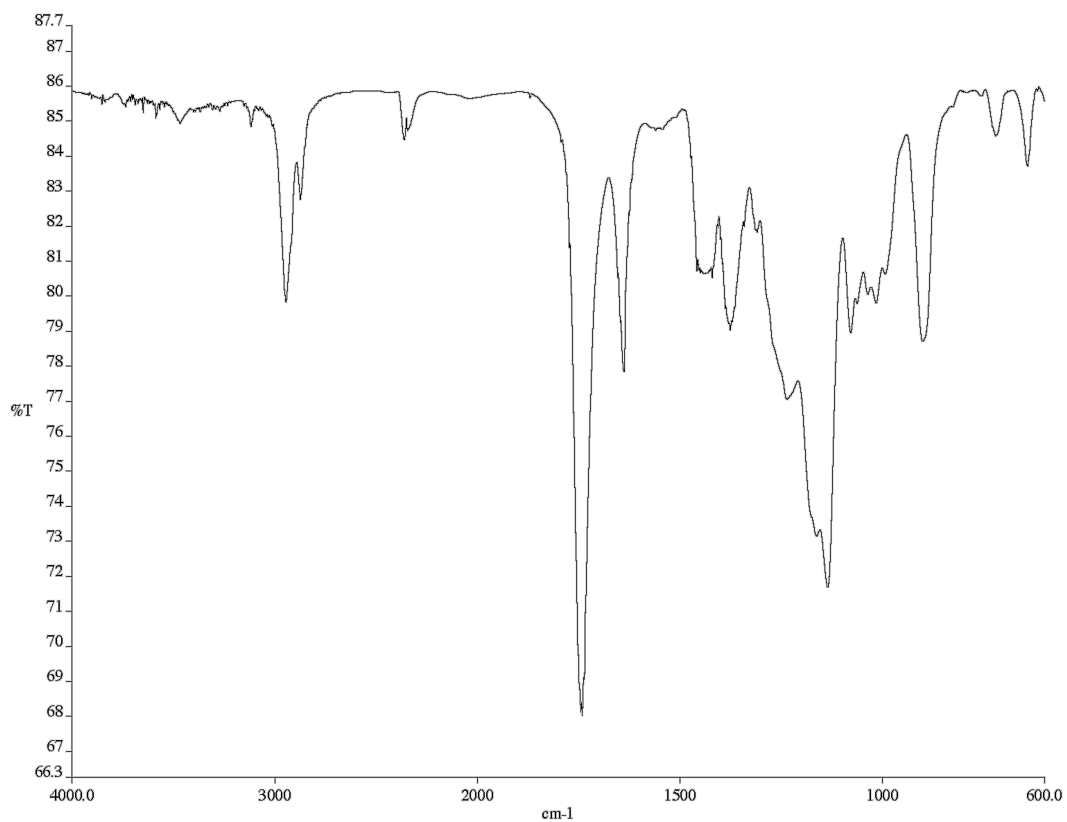
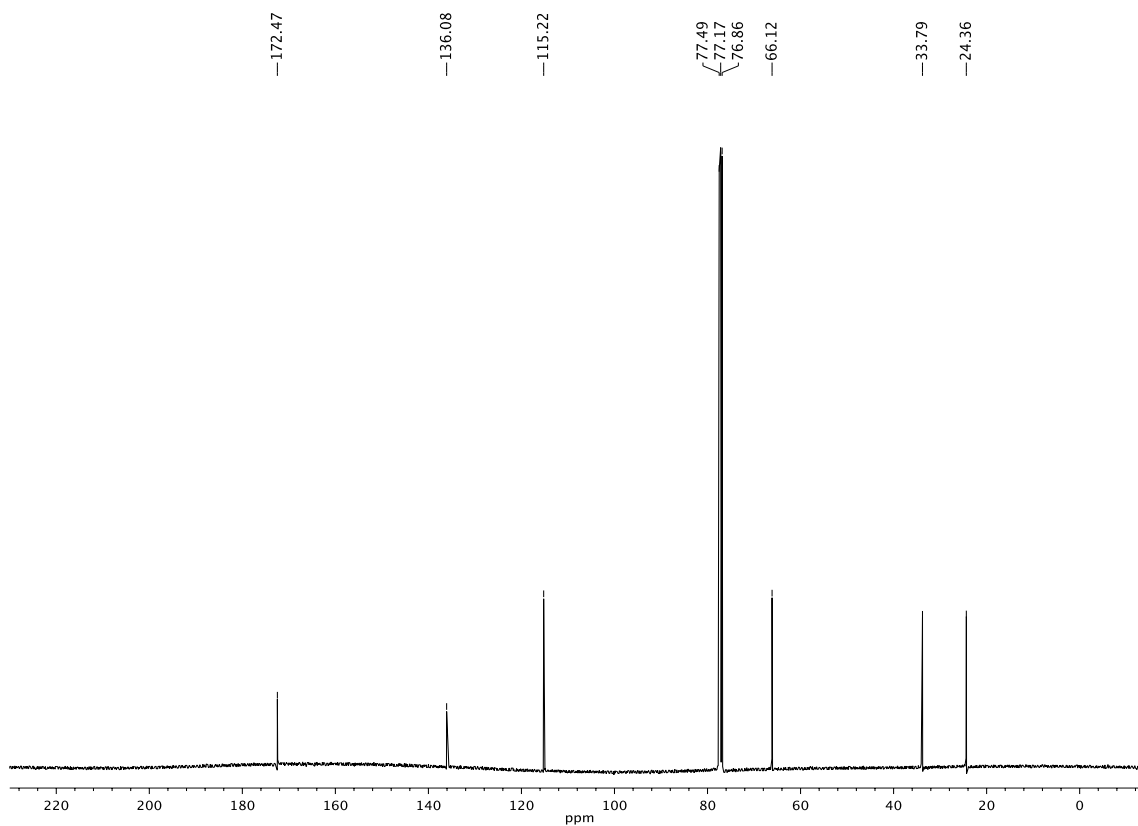
entry	product	compound assayed	assay conditions	retention time of major isomer (min)	retention time of minor isomer (min)	% ee
12	 <i>(S)</i> -14h	 <i>(S)</i> -14h	SFC Chiracel OJ-H 1% IPA isocratic 2.5 mL/min	9.87	9.20	92
13	 <i>(S)</i> -14i	 <i>(S)</i> -14i	HPLC Chiracel OJ 0.1% EtOH in hexanes isocratic; 1 mL/min	14.61	13.26	88
14	 <i>(S)</i> -14j	 <i>(S)</i> -14j	SFC Chiralpak AD-H 1% IPA isocratic 2.5 mL/min	5.61	6.03	88
15	 <i>(S)</i> -16a	 <i>(S)</i> -16a	SFC Chiralpak AD-H 2% IPA isocratic 2.5 mL/min	7.17	6.30	84
16	 <i>(S)</i> -16b	 <i>(S)</i> -16b	SFC Chiracel OB-H 2% IPA isocratic 2.5 mL/min	7.18	4.46	87
17	 <i>(S)</i> -S16	 <i>(S)</i> -S16	SFC Chiralpak IC 3% IPA isocratic 2.5 mL/min	9.50	6.12	73

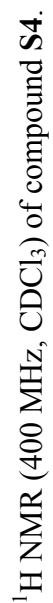
Notes & References

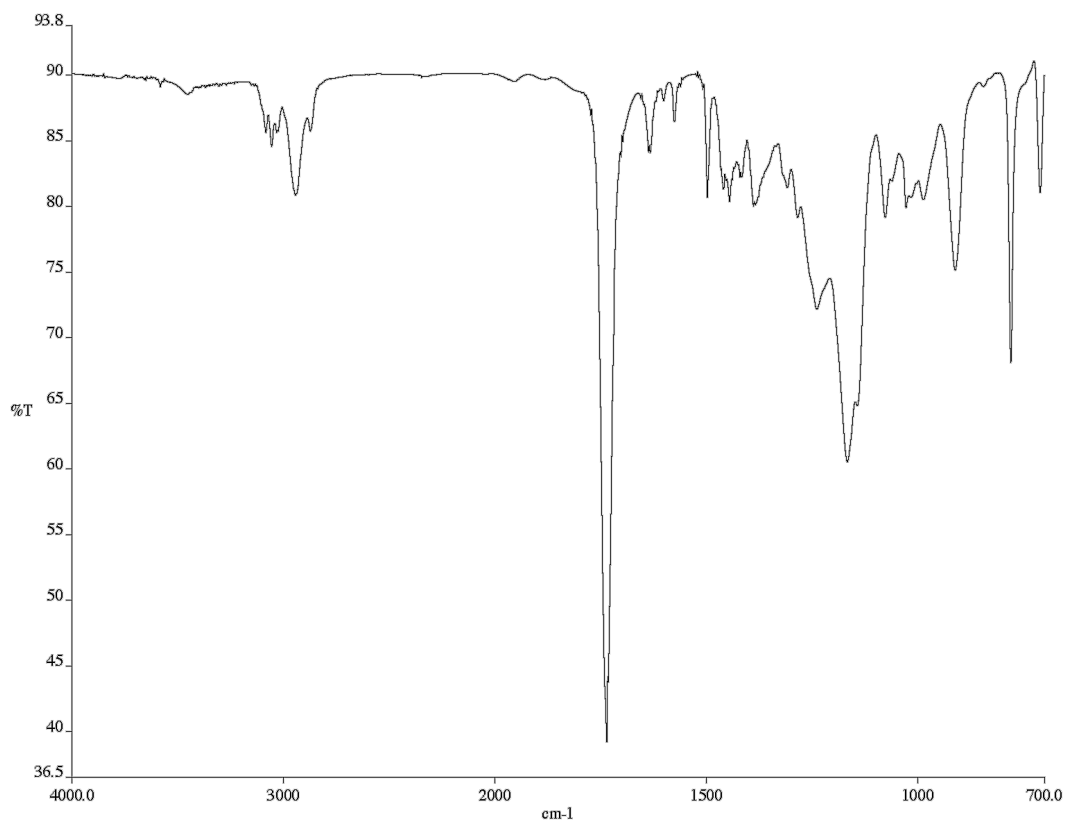
- (1) Pangborn, A. M.; Giardello, M. A.; Grubbs, R. H.; Rosen, R. K.; Timmers, F. J. *Organometallics* **1996**, *15*, 1518–1520.
- (2) Krout, M. R.; Mohr, J. T.; Stoltz, B. M. *Org. Synth.* **2009**, *86*, 181–205.
- (3) McDougal, N. T.; Streuff, J.; Mukherjee, H.; Virgil, S. C.; Stoltz, B. M. *Tetrahedron Lett.* **2010**, *51*, 5550–5554.
- (4) Craig, II, R. A.; Stoltz, B. M. *Tetrahedron Lett.* **2015**, *56*, 4670–4673.
- (5) McDougal, N. T.; Virgil, S. C.; Stoltz, B. M. *Synlett* **2010**, 1712–1716.
- (6) Doran, R.; Guiry, P. J. *J. Org. Chem.* **2014**, *79*, 9112–9124.
- (7) Garzan, A.; Jaganathan, A.; Salehi Marzijarani, N.; Yousefi, R.; Whitehead, D. C.; Jackson, J. E.; Borhan, B. *Chem. – Eur. J.* **2013**, *19*, 9015–9021.
- (8) Corbin, N. C.; Fraher, P.; McChesney, J. D. *J. Pharm. Sci.* **1979**, *68*, 1501–1504.
- (9) Zou, Y.; Millar, J. G. *J. Org. Chem.* **2009**, *74*, 7207–7209.
- (10) (a) Harris, R. K.; Becker, E. D.; Cabral de Menezes, S. M.; Granger, P.; Hoffman, R. E.; Zilm, K. W. *Pure Appl. Chem.* **2008**, *80*, 59–84. (b) Harris, R. K.; Becker, E. D.; Cabral de Menezes, S. M.; Goodfellow, R.; Granger, P. *Pure Appl. Chem.* **2001**, *73*, 1795–1818.
- (11) Behenna, D. C.; Mohr, J. T.; Sherden, N. H.; Marunescu, S. C.; Harned, A. M.; Tani, K.; Seto, M.; Ma, S.; Novák, Z.; Krout, M. R.; McFadden, R. M.; Roizen, J. L.; Enquist Jr., J. A.; White, D. E.; Levine, S. R.; Petrova, K. V.; Iwashita, A.; Virgil, S. C.; Stoltz, B. M. *Chem. – Eur. J.* **2011**, *17*, 14199–14223.
- (12) Marinescu, S. C.; Nishimata, T.; Mohr, J. T.; Stoltz, B. M. *Org. Lett.* **2008**, *10*, 1039–1042.
- (13) Keana, J. F.; Seyedrezai, S. E. *J. Org. Chem.* **1982**, *42*, 347–352.
- (14) Doyle, A. G.; Jacobsen, E. N. *J. Am. Chem. Soc.* **2005**, *127*, 62–63.
- (15) Nakamura, M.; Hajra, A.; Endo, K.; Nakamura, E. *Angew. Chem. Int. Ed.* **2005**, *44*, 7248–7251.

NMR & IR Spectra

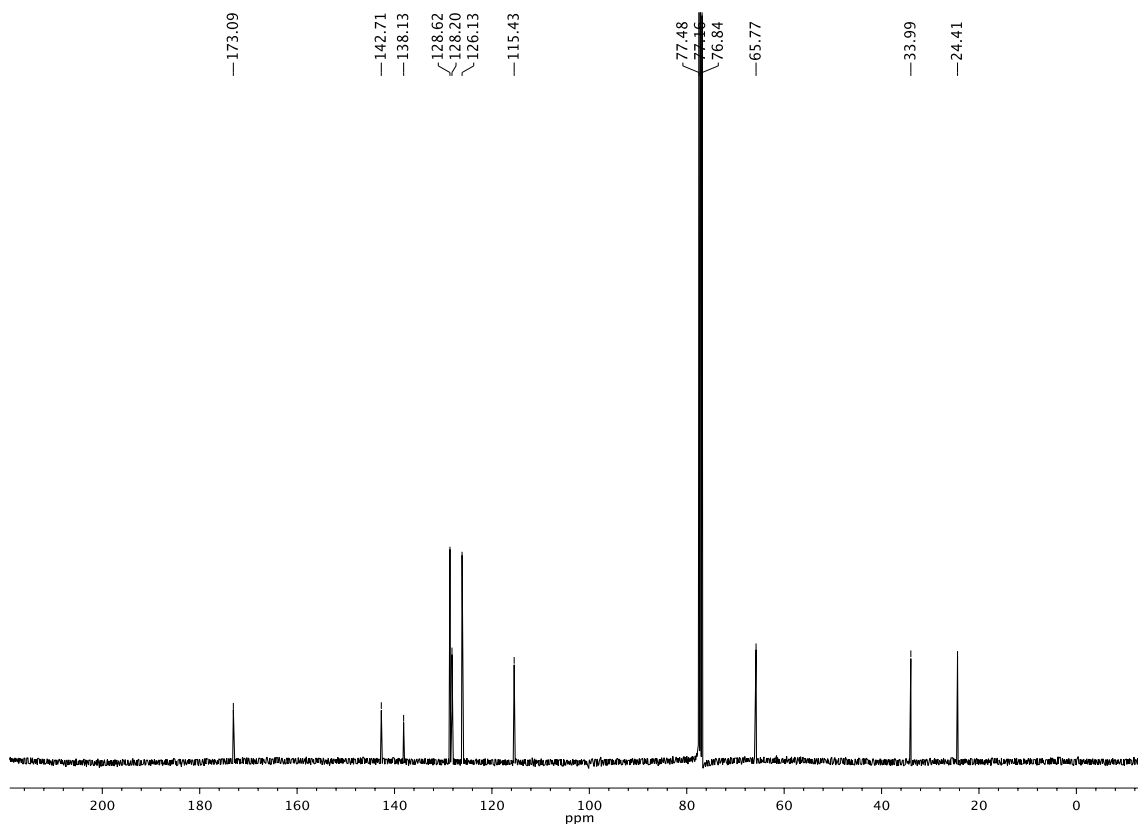


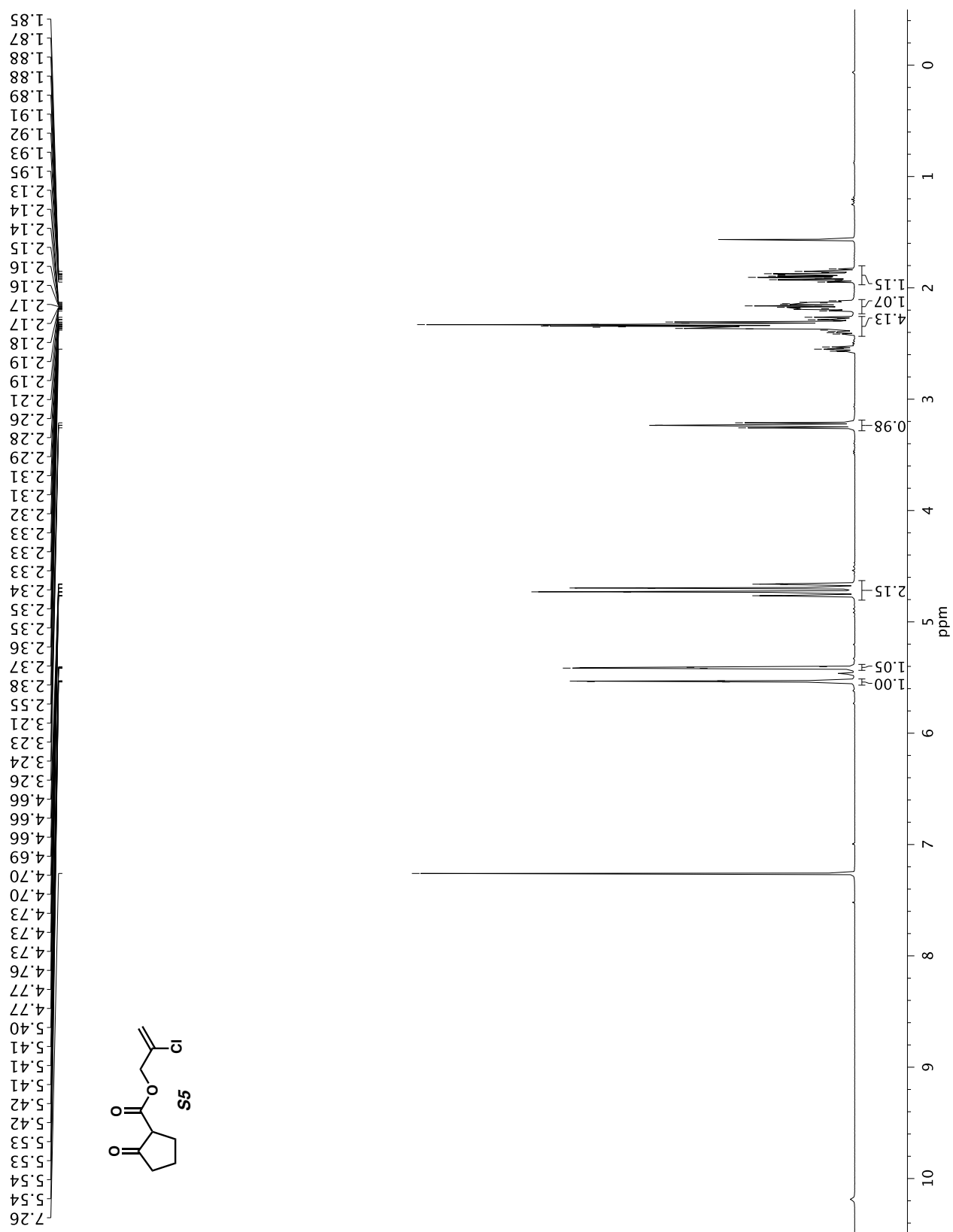
Infrared spectrum (Thin Film, NaCl) of compound **S2**.¹³C NMR (101 MHz, CDCl₃) of compound **S2**.

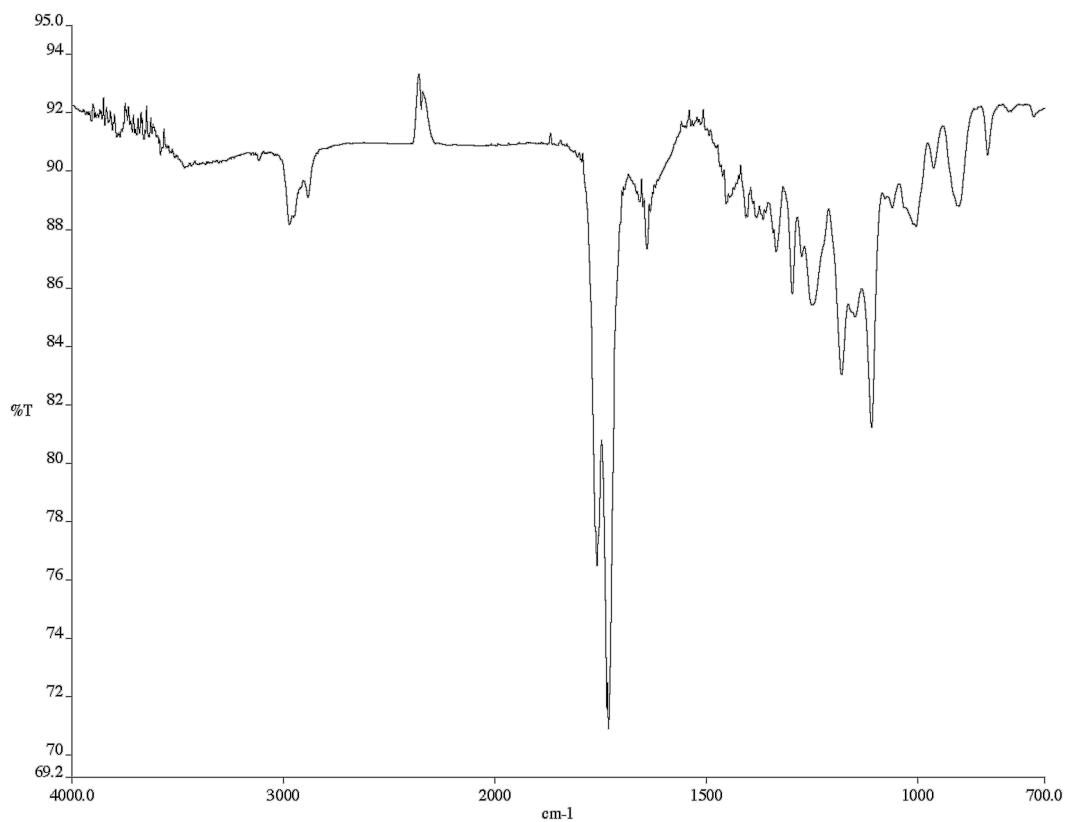
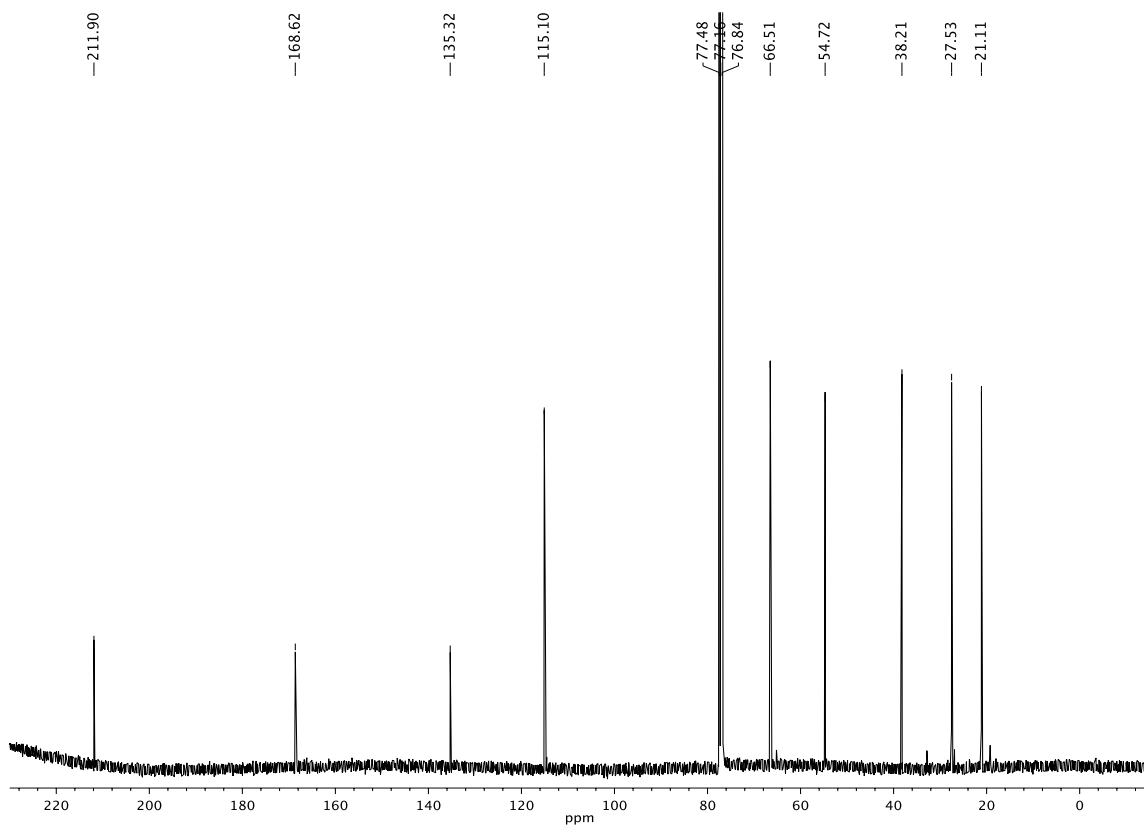


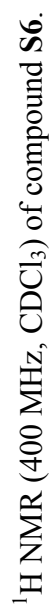


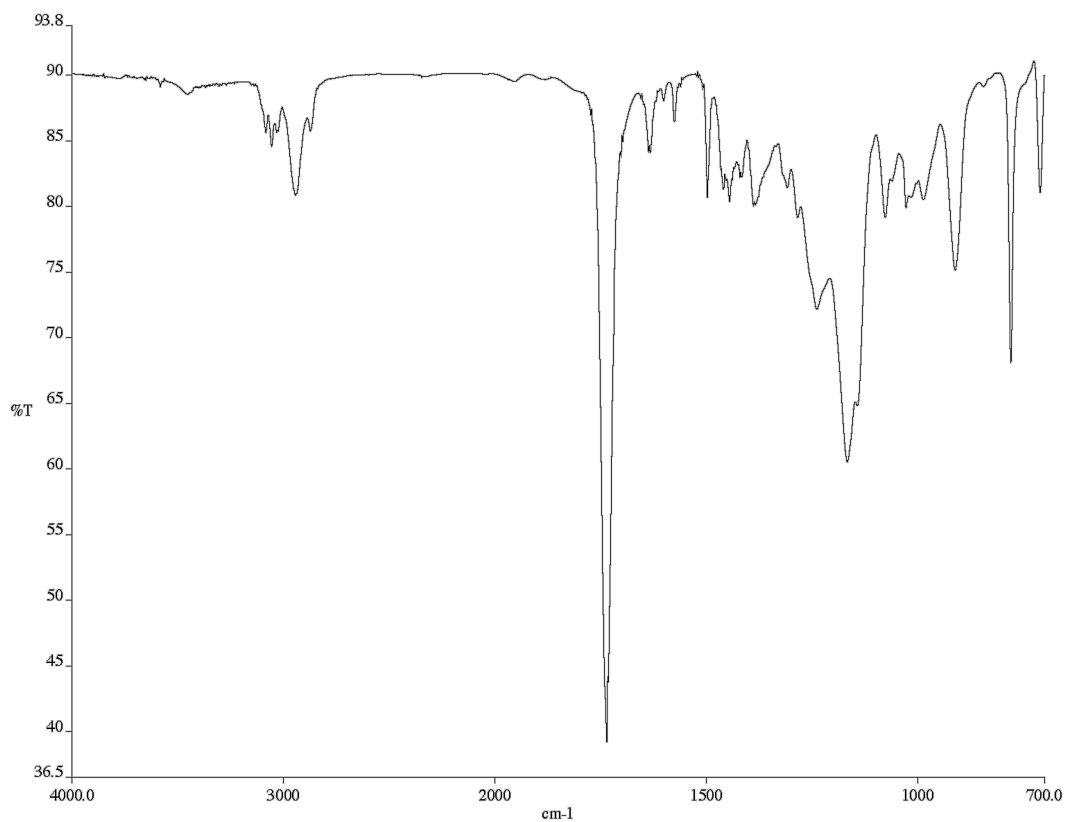
Infrared spectrum (Thin Film, NaCl) of compound S4.

¹³C NMR (101 MHz, CDCl₃) of compound S4.

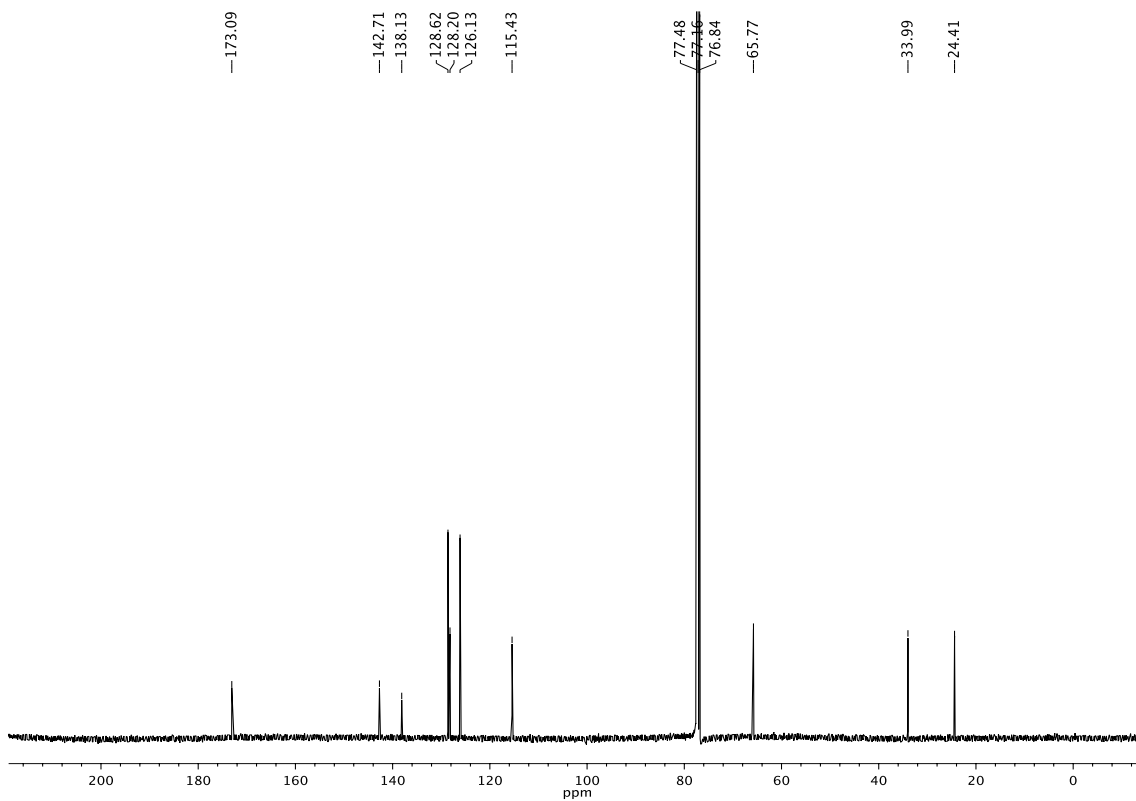


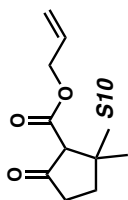
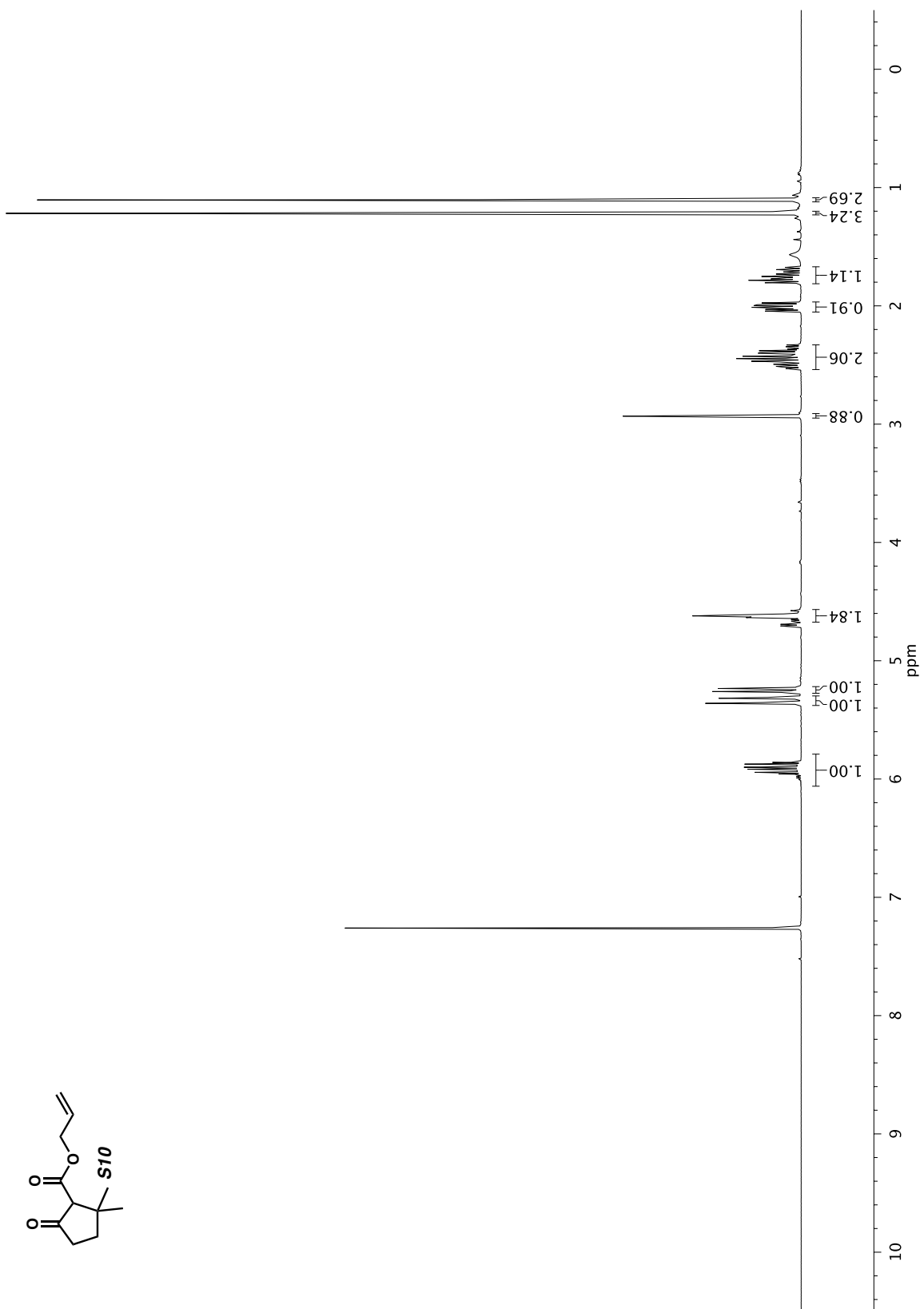
Infrared spectrum (Thin Film, NaCl) of compound **S5**.¹³C NMR (101 MHz, CDCl₃) of compound **S5**.

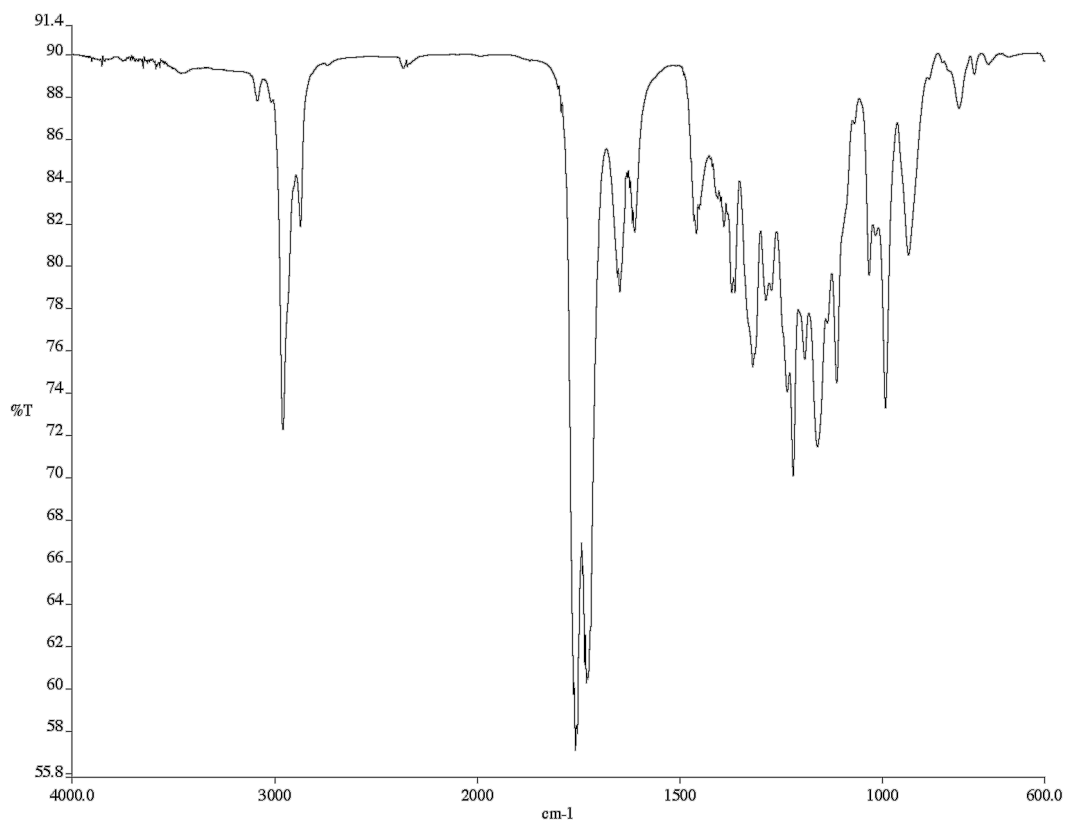
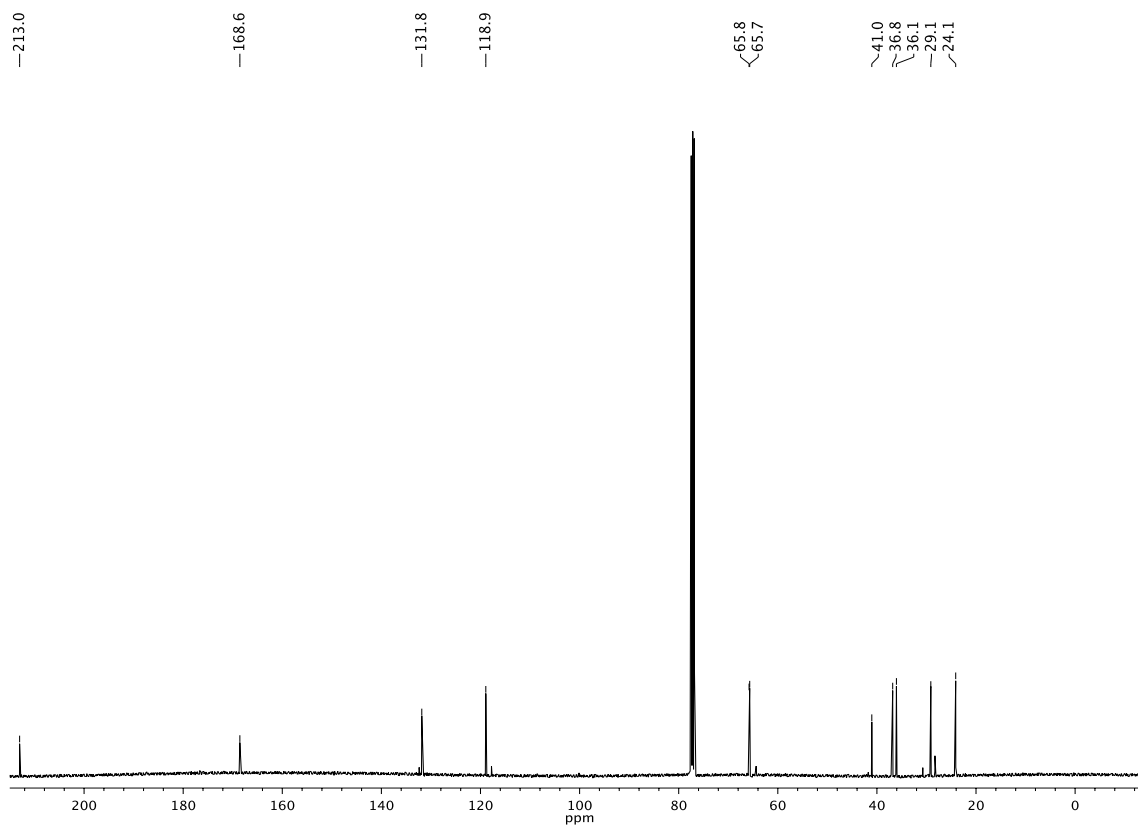




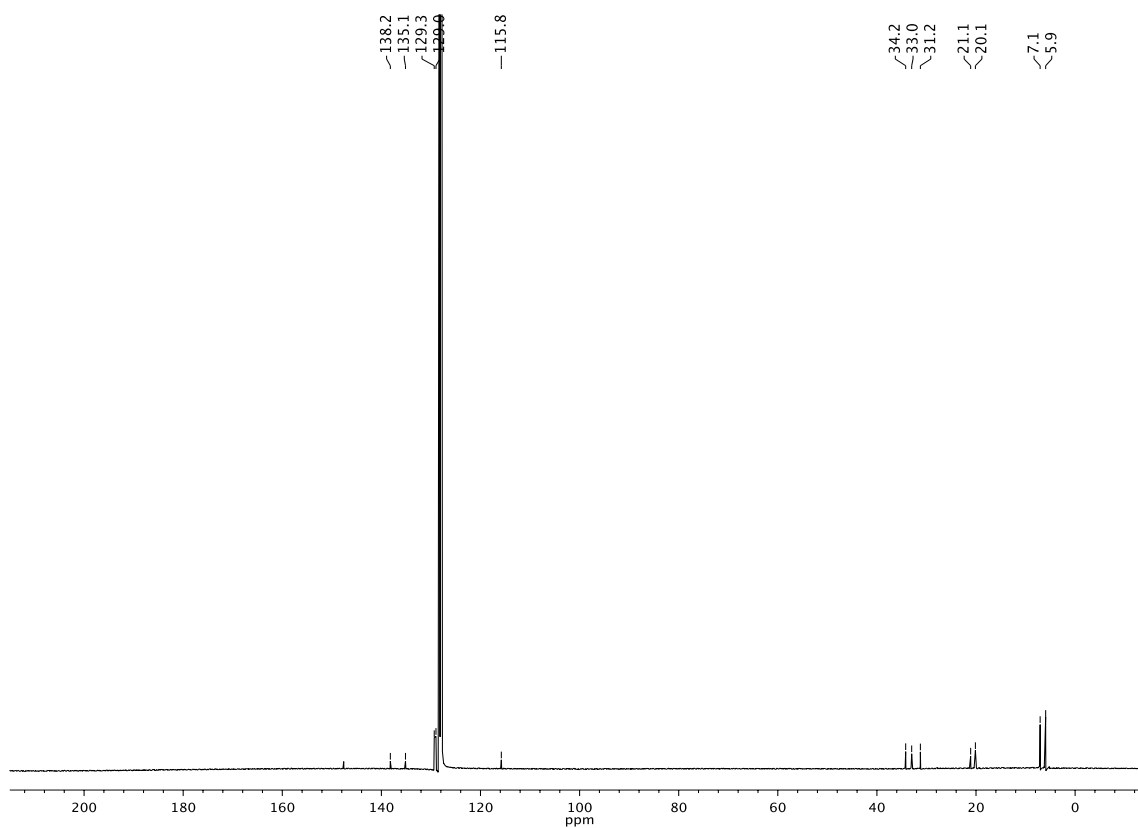
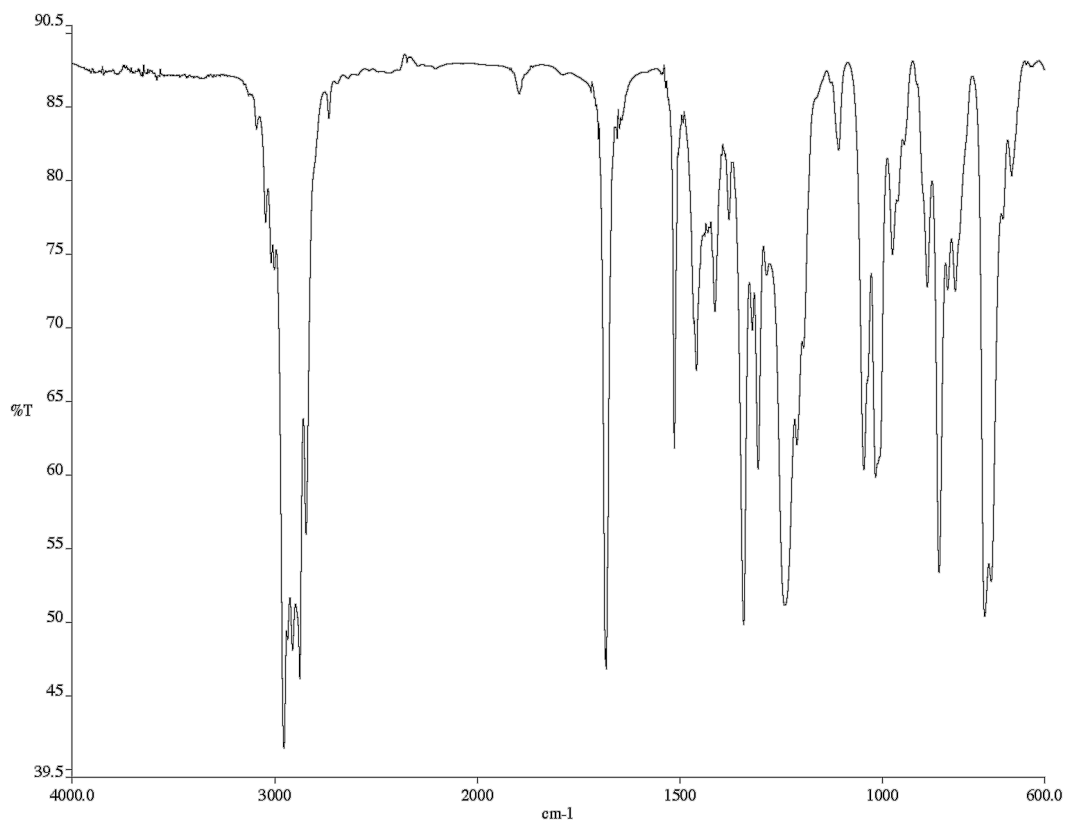
Infrared spectrum (Thin Film, NaCl) of compound S6.

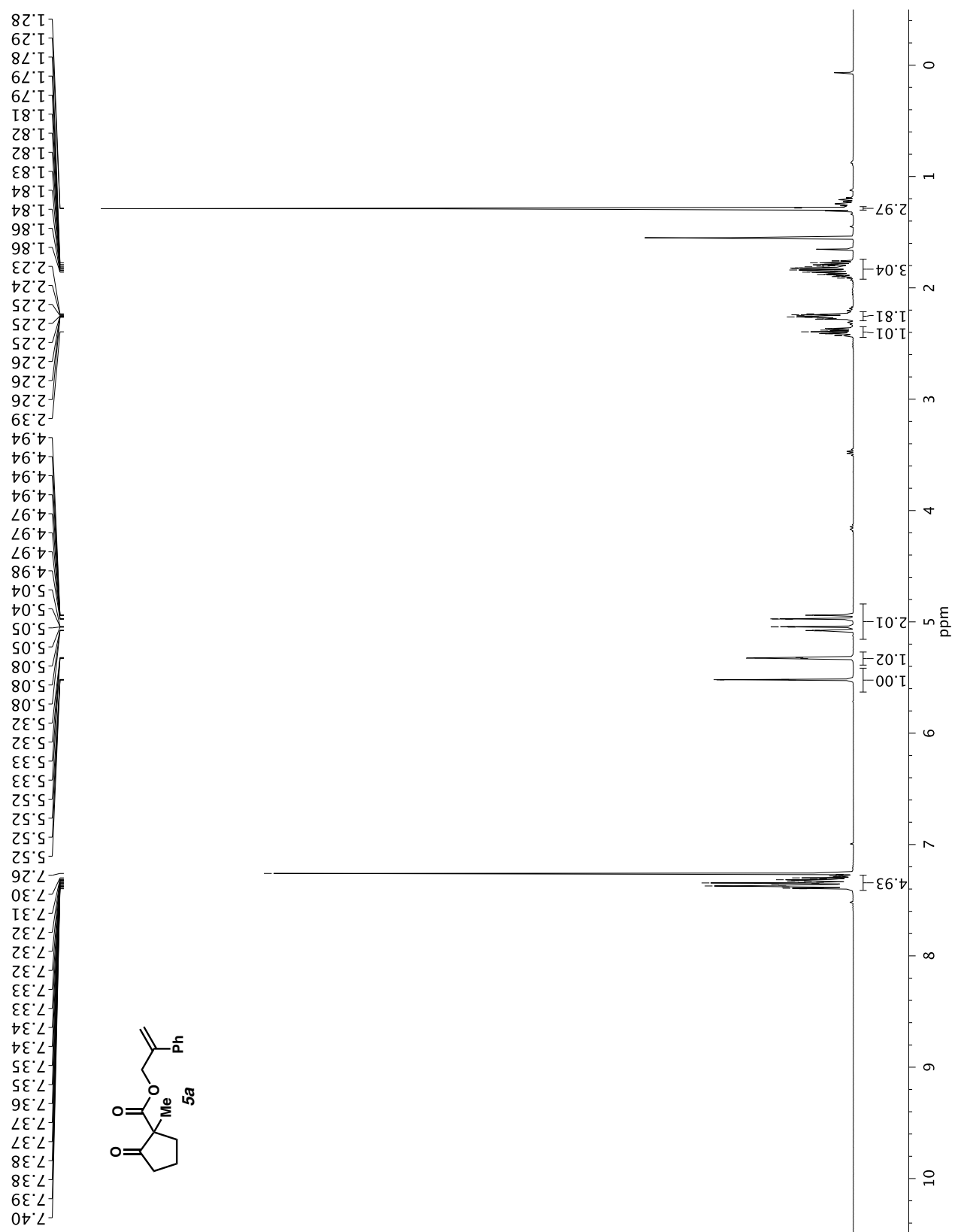
 ^{13}C NMR (101 MHz, CDCl_3) of compound S6.

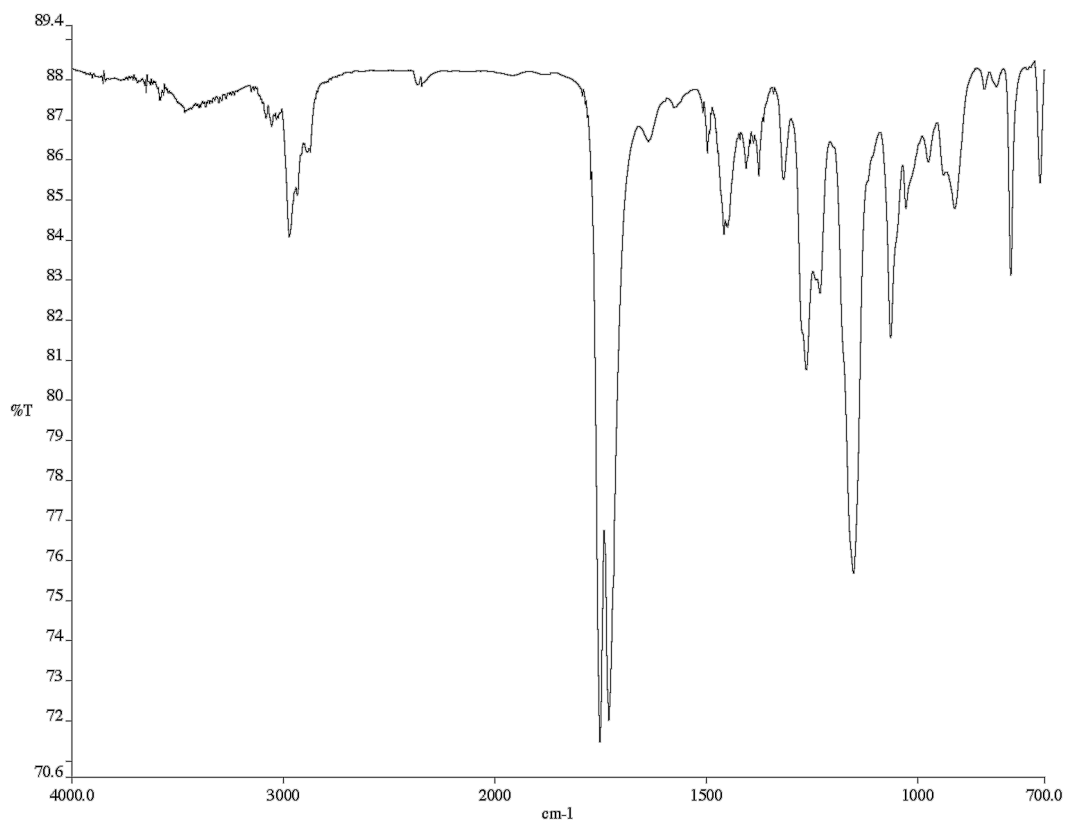
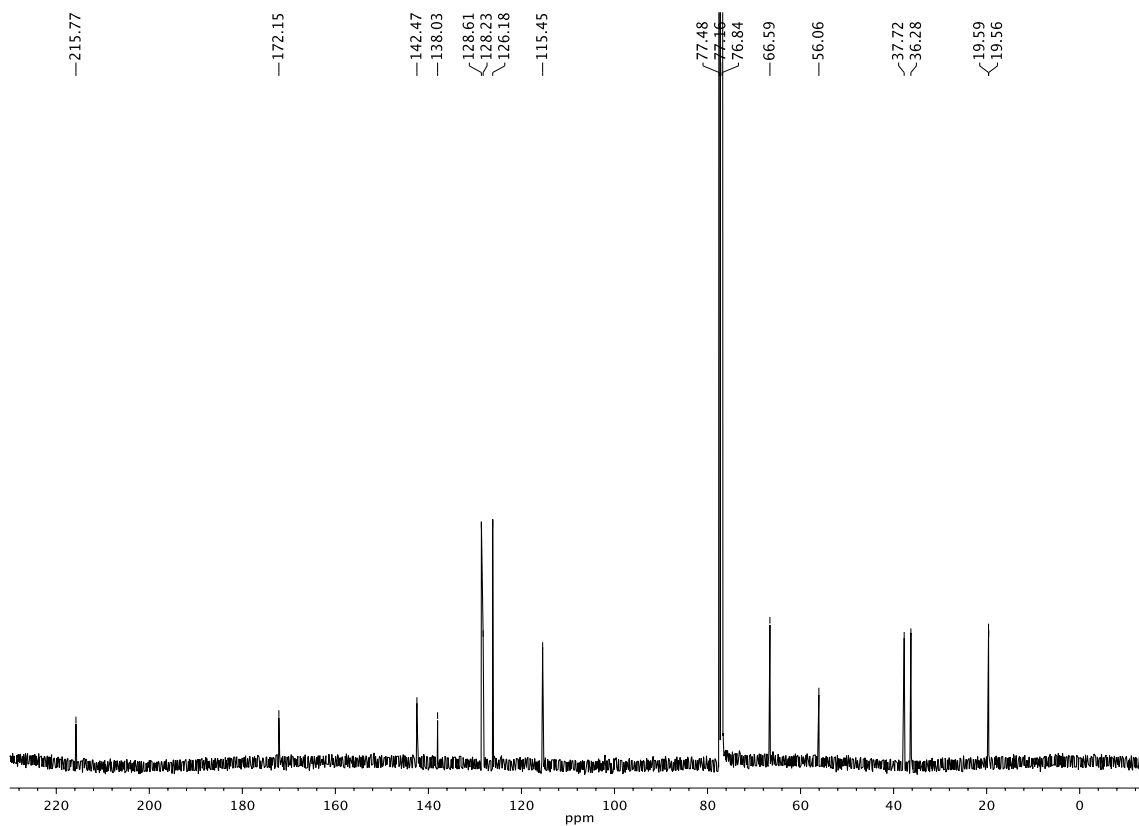
¹H NMR (400 MHz, CDCl₃) of compound **S10**.

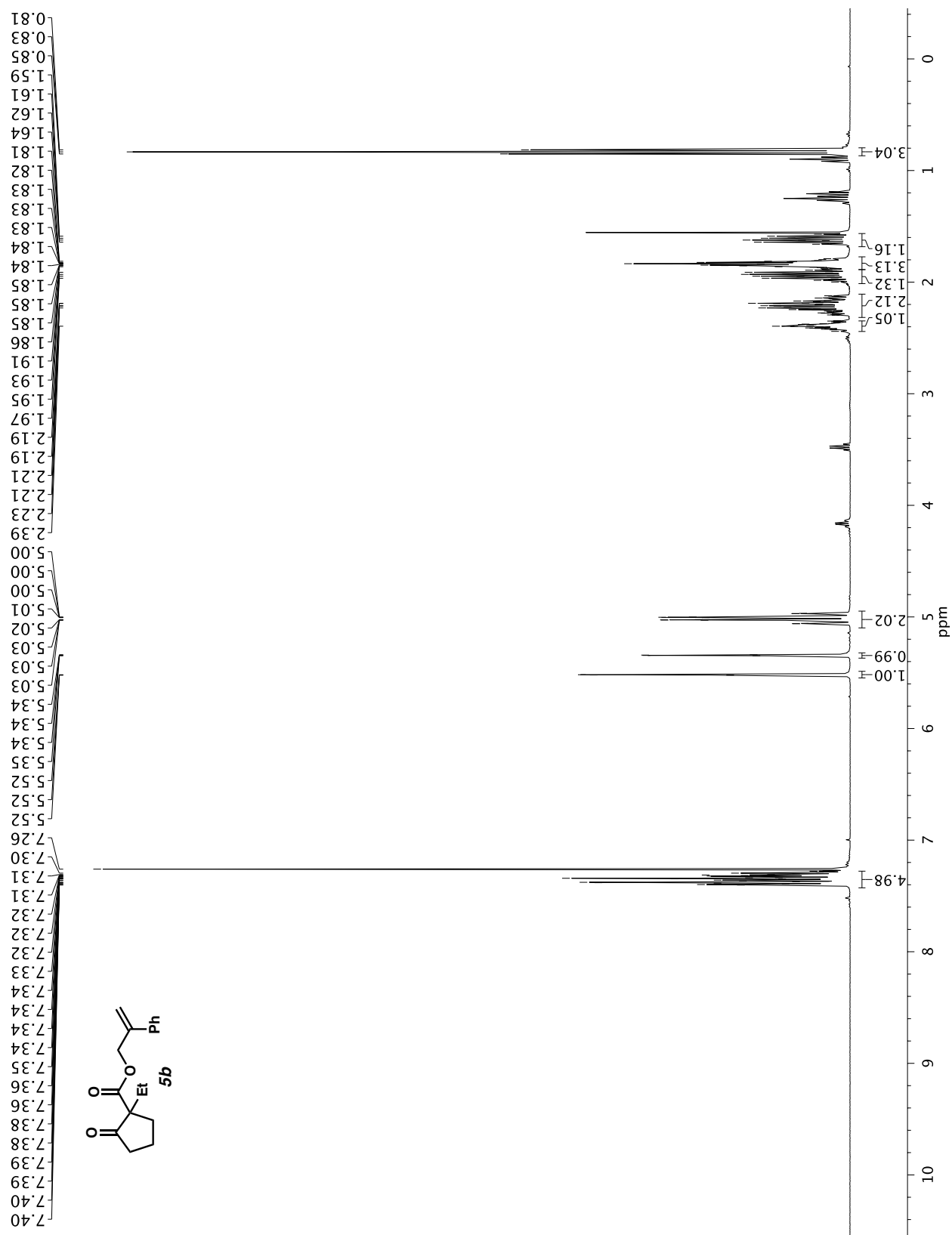
Infrared spectrum (Thin Film, NaCl) of compound **S10**. ^{13}C NMR (101 MHz, CDCl_3) of compound **S10**.

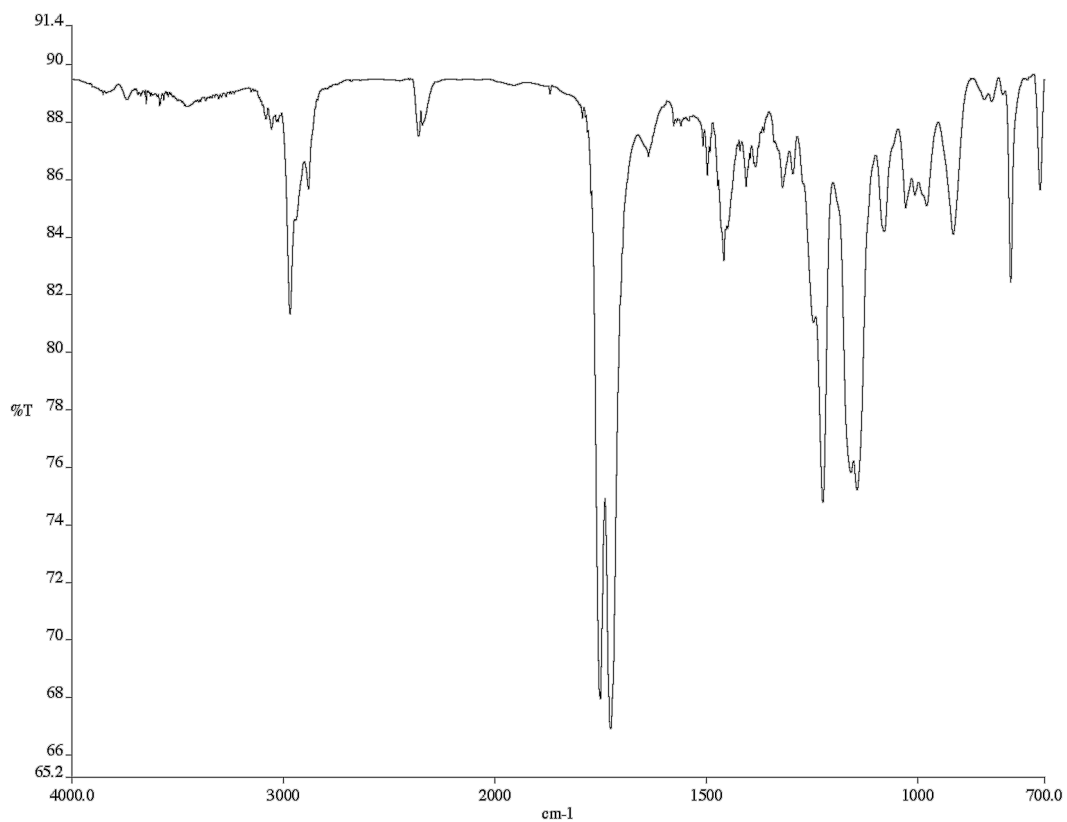
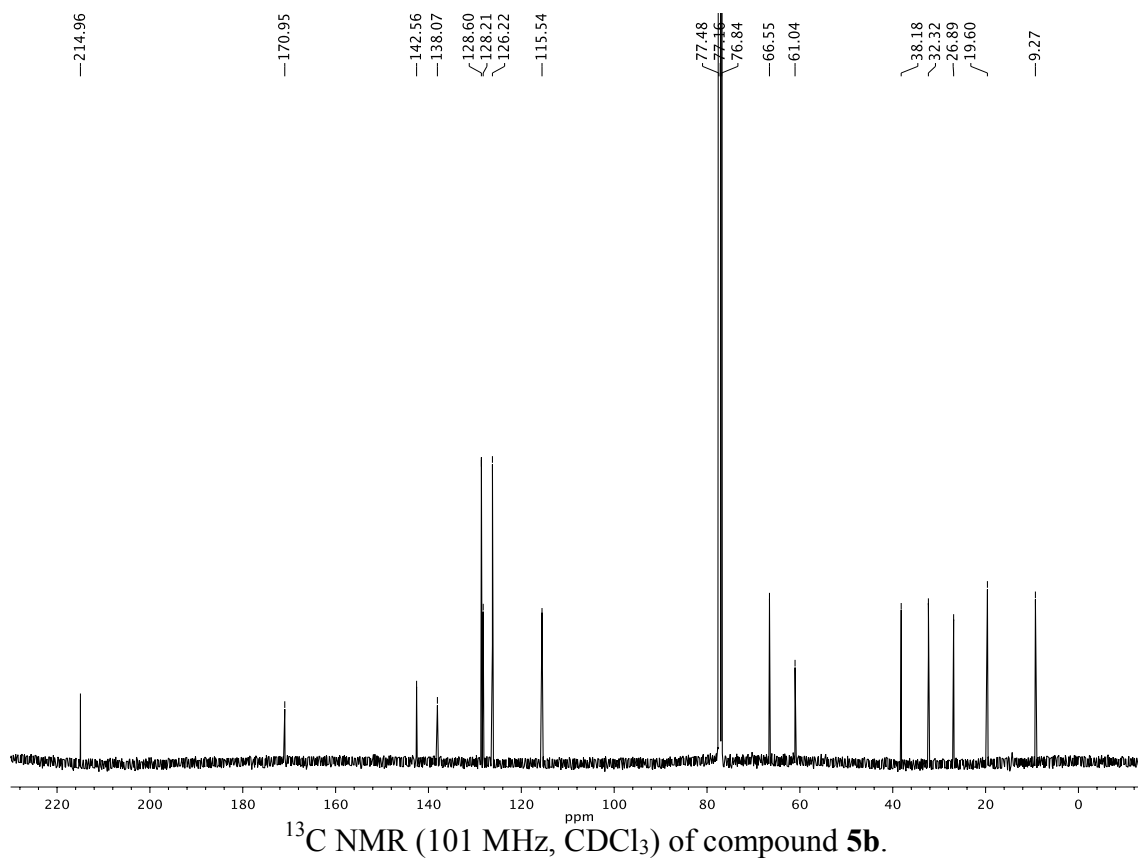


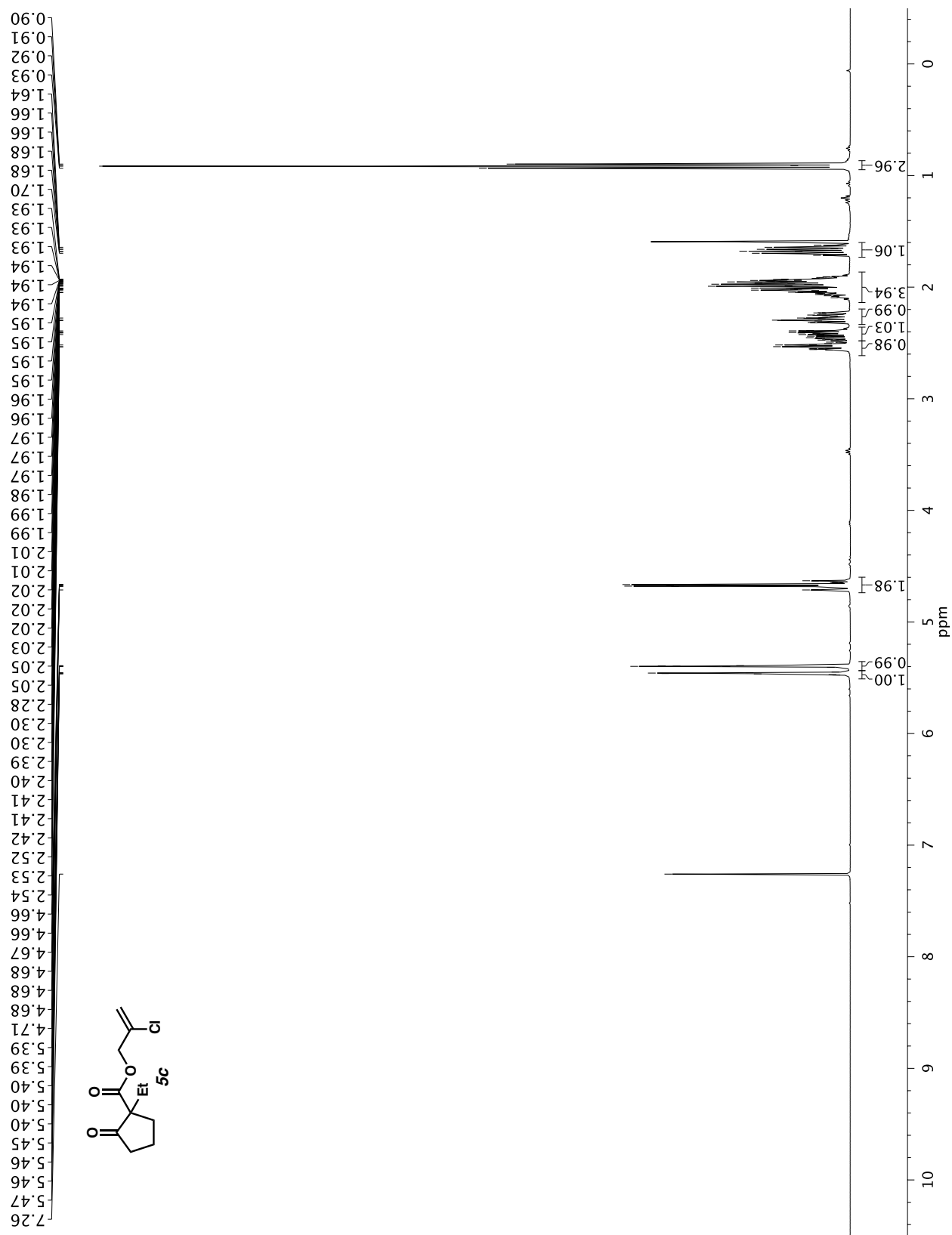


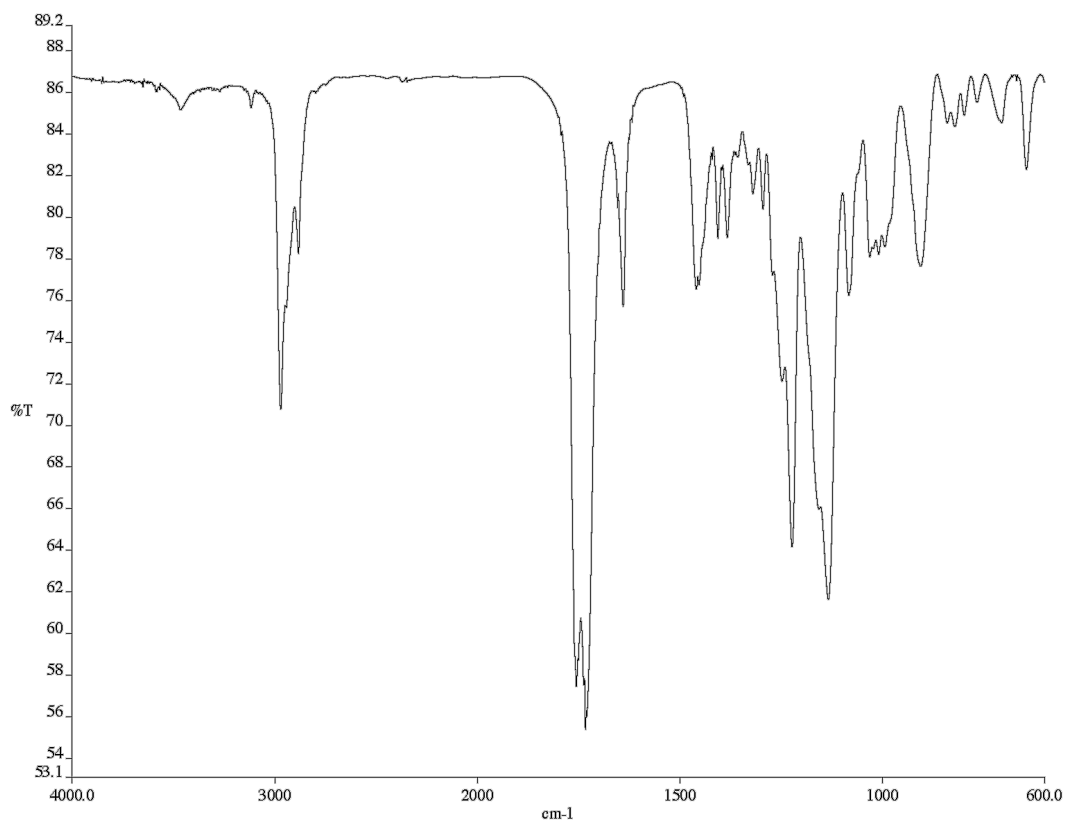
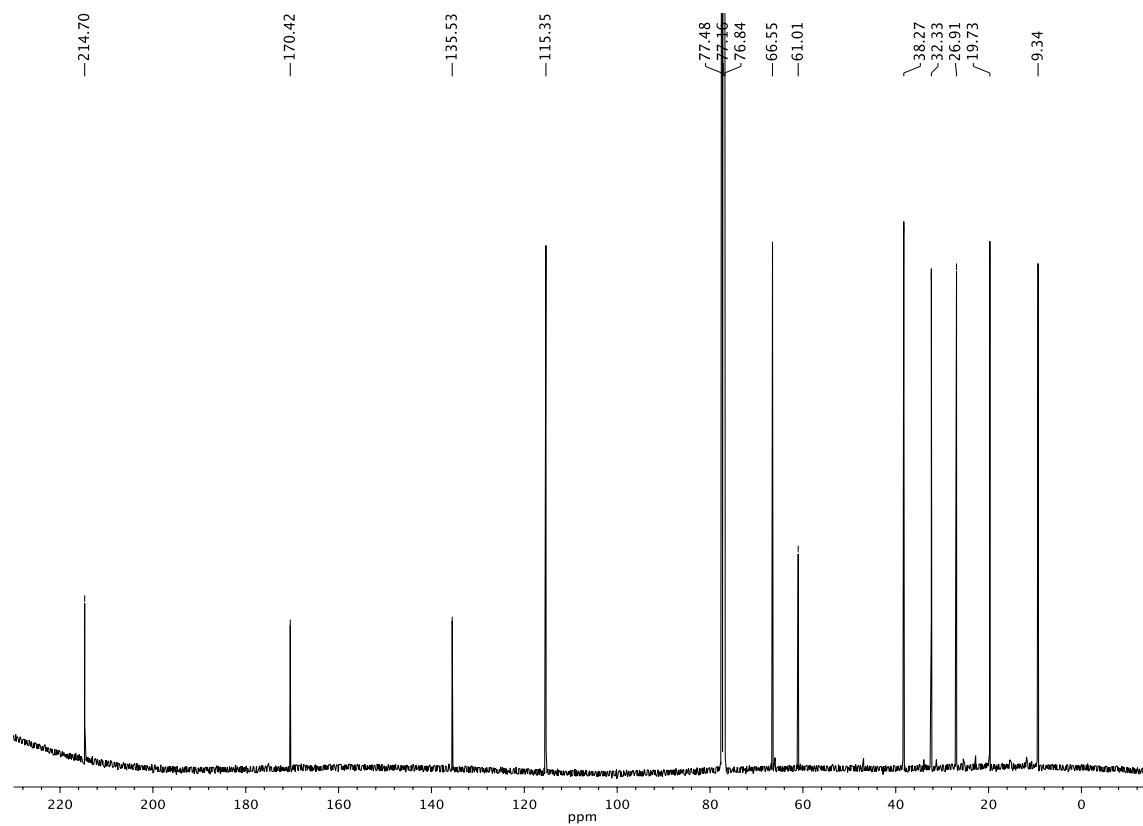


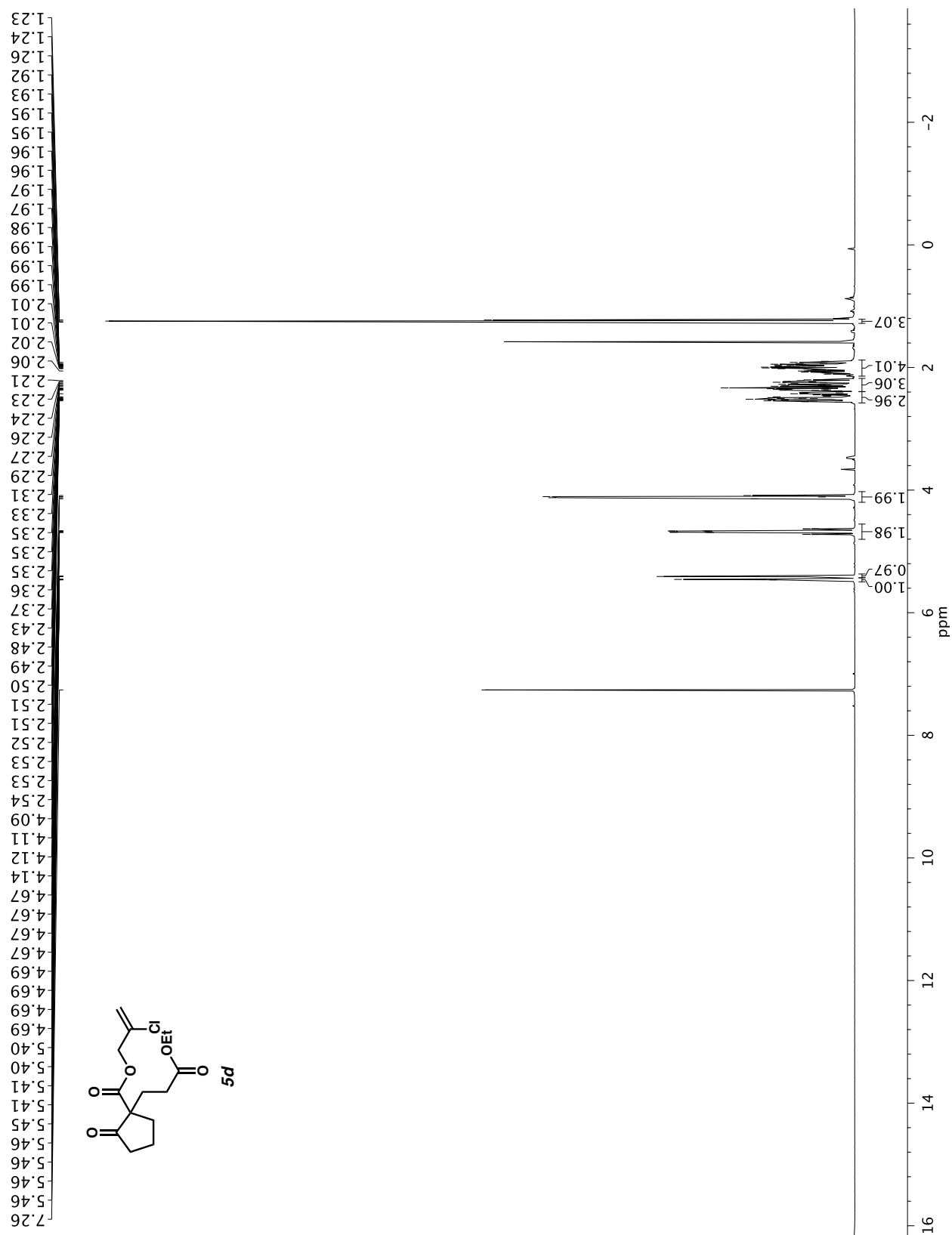
Infrared spectrum (Thin Film, NaCl) of compound **5a**.¹³C NMR (101 MHz, CDCl₃) of compound **5a**.

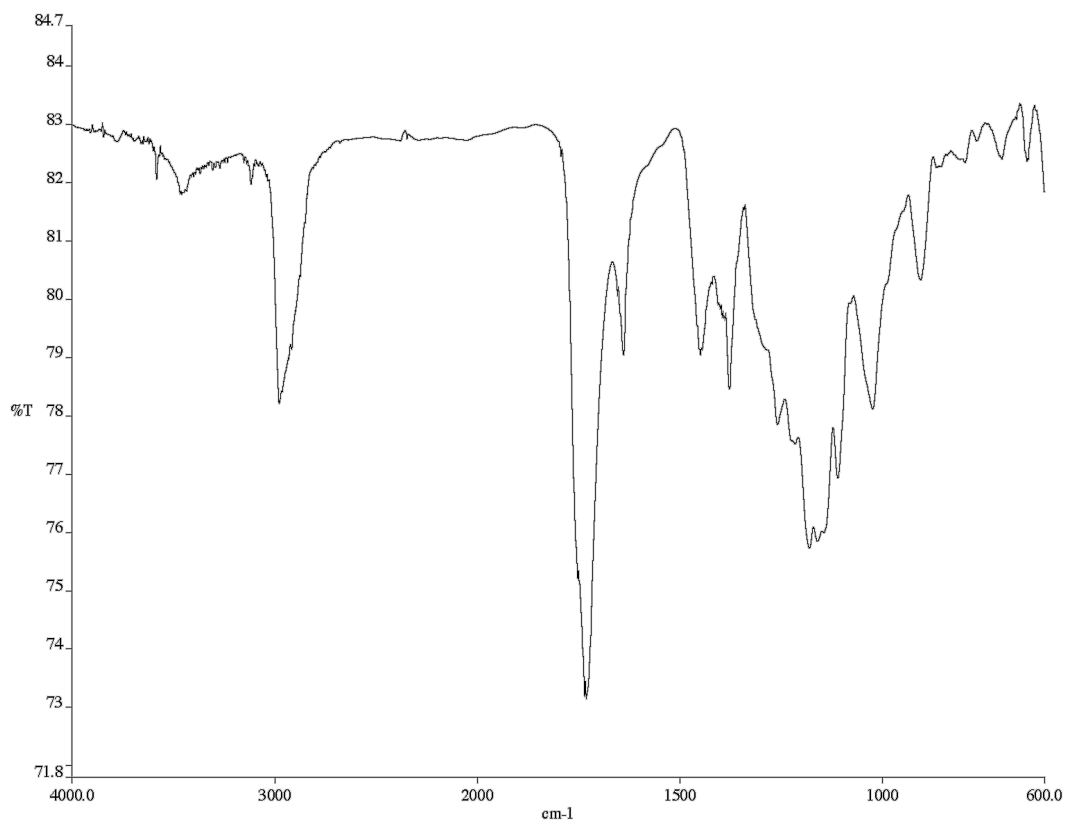
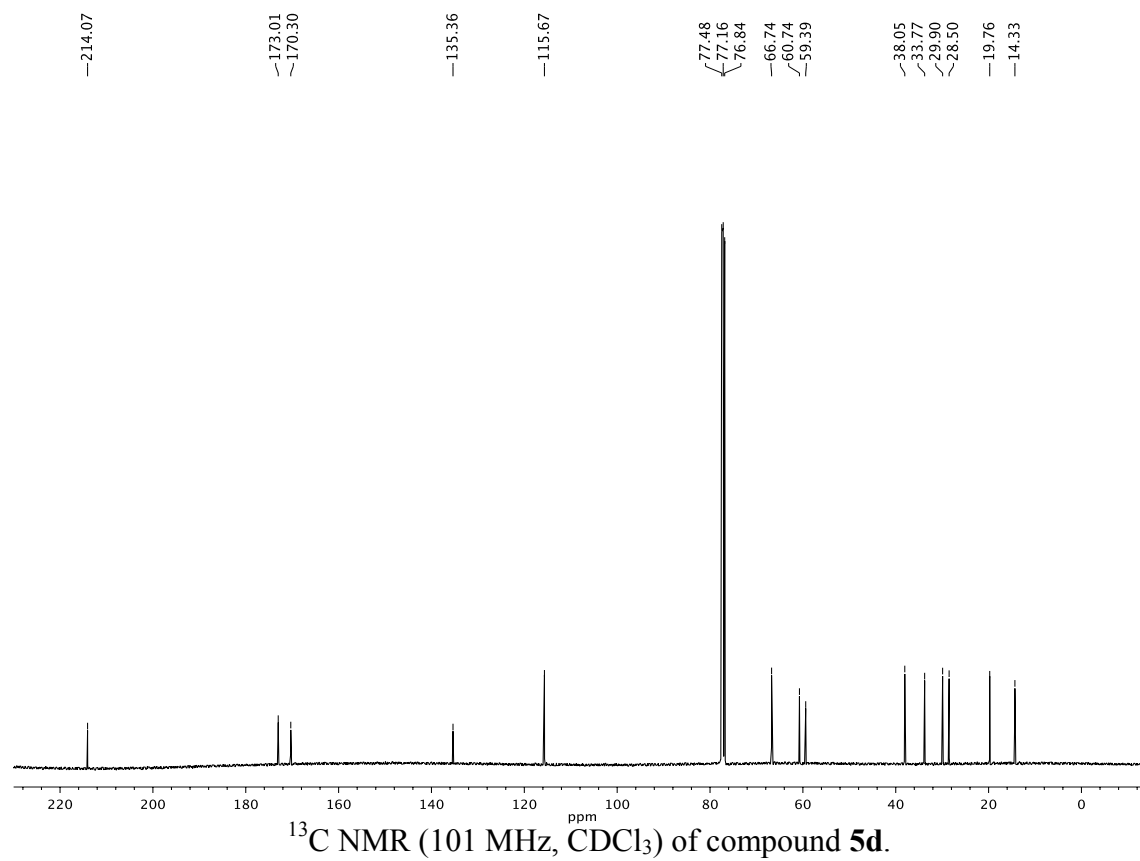


Infrared spectrum (Thin Film, NaCl) of compound **5b**¹³C NMR (101 MHz, CDCl₃) of compound **5b**.

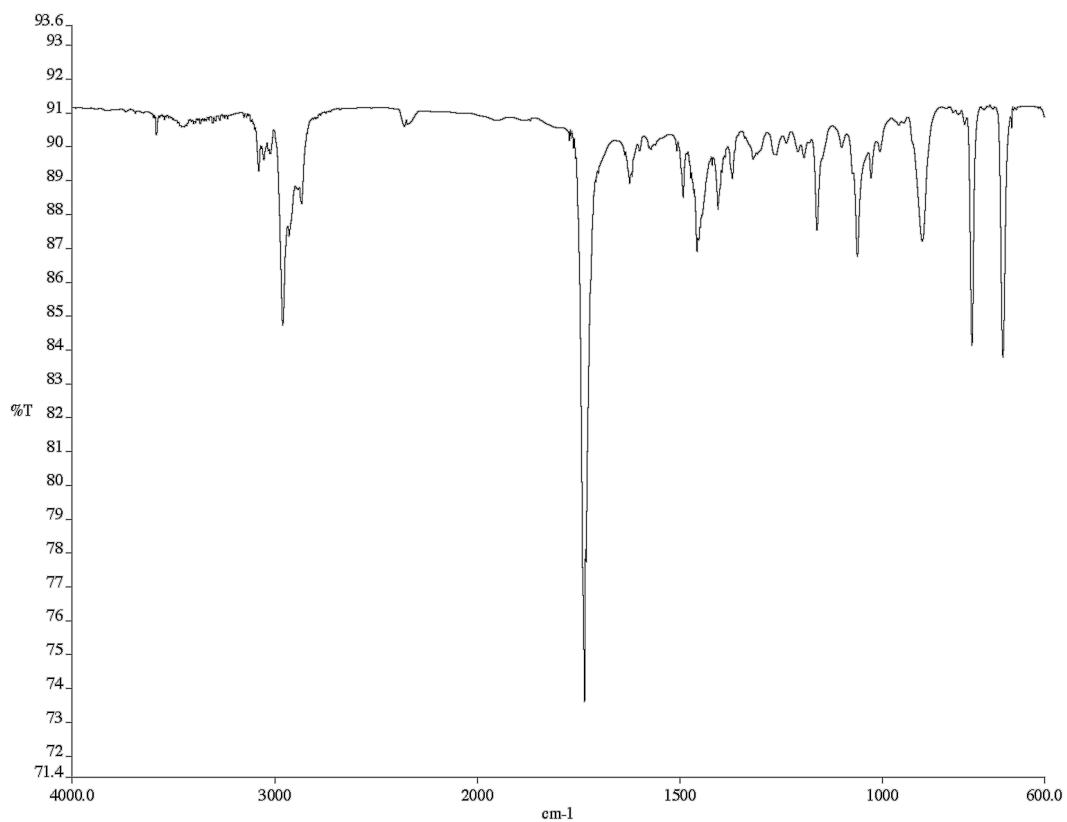


Infrared spectrum (Thin Film, NaCl) of compound **5c**.¹³C NMR (101 MHz, CDCl₃) of compound **5c**.

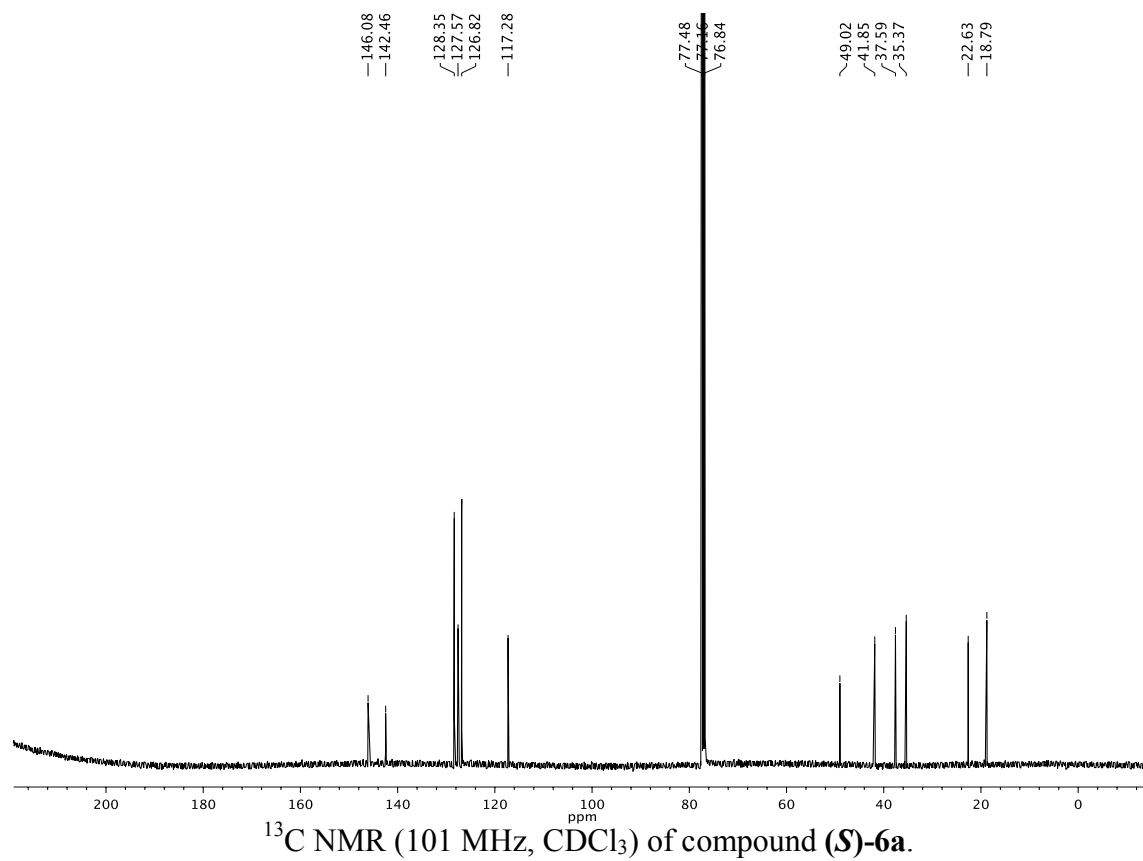


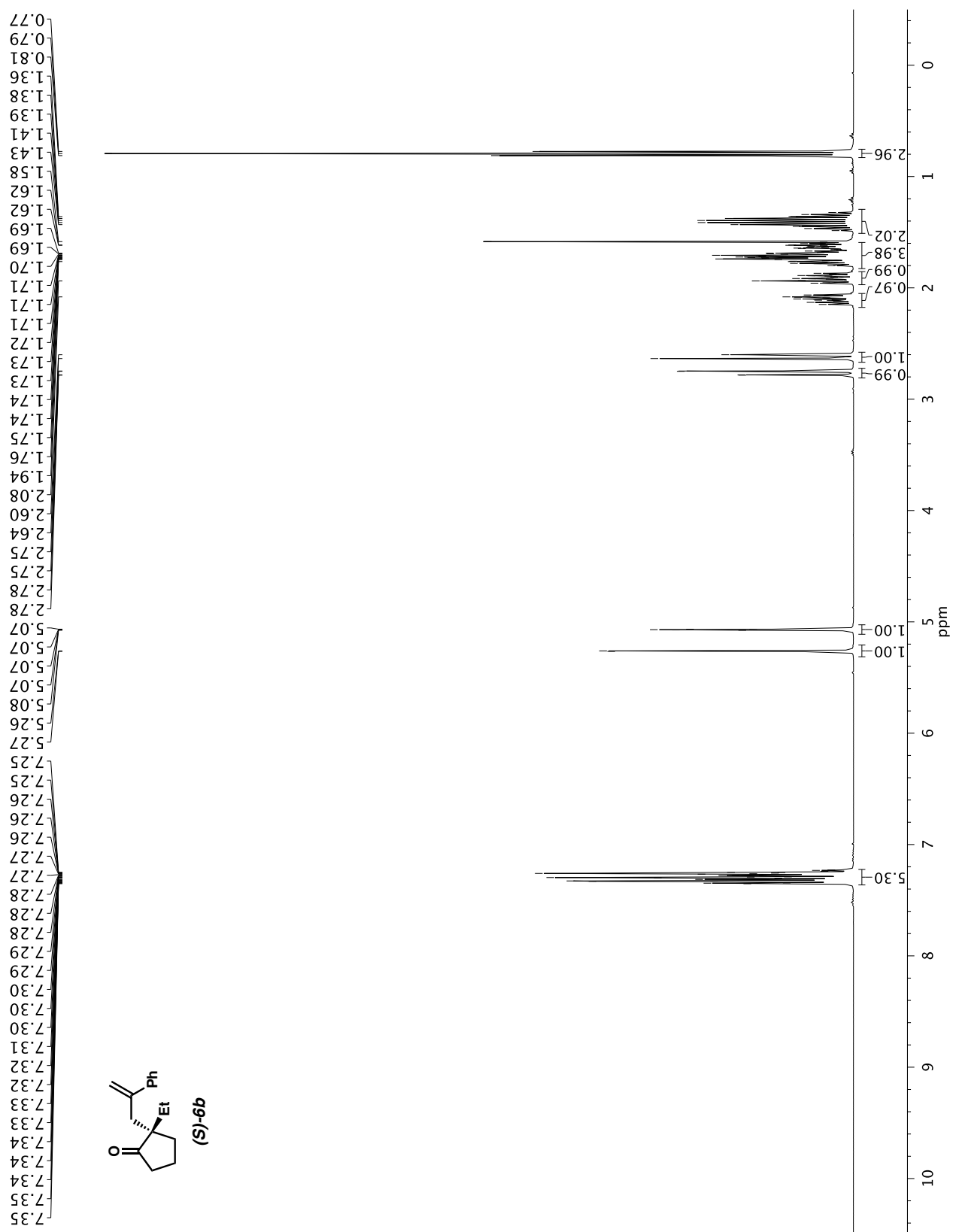
Infrared spectrum (Thin Film, NaCl) of compound **5d**.

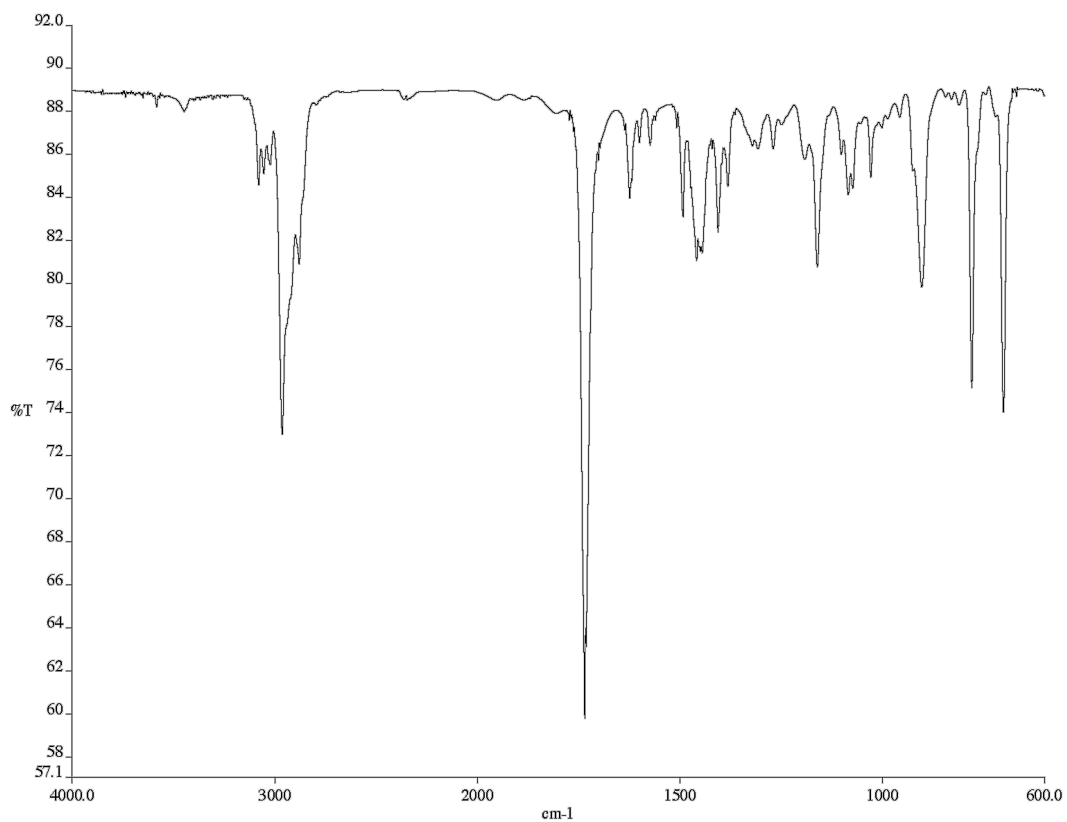




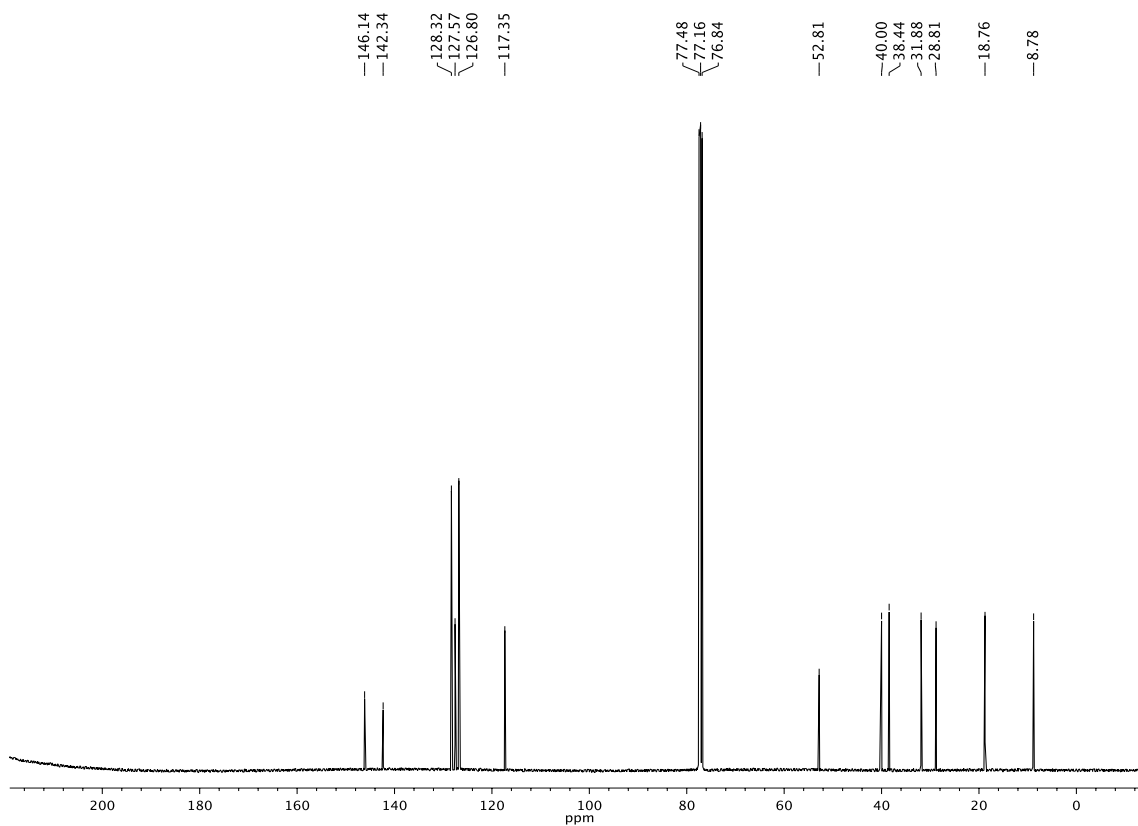
Infrared spectrum (Thin Film, NaCl) of compound (S)-6a.

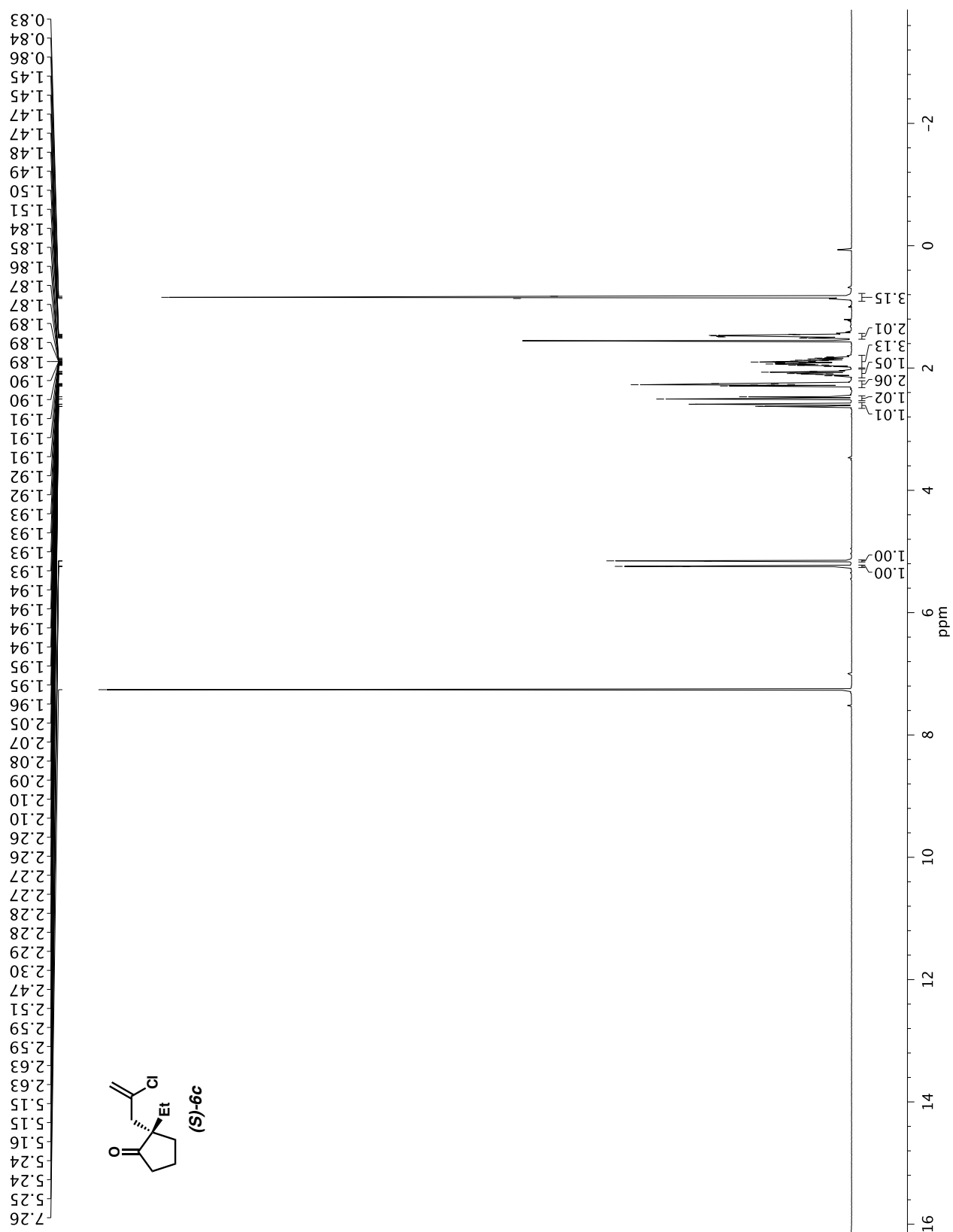
¹³C NMR (101 MHz, CDCl₃) of compound (S)-6a.

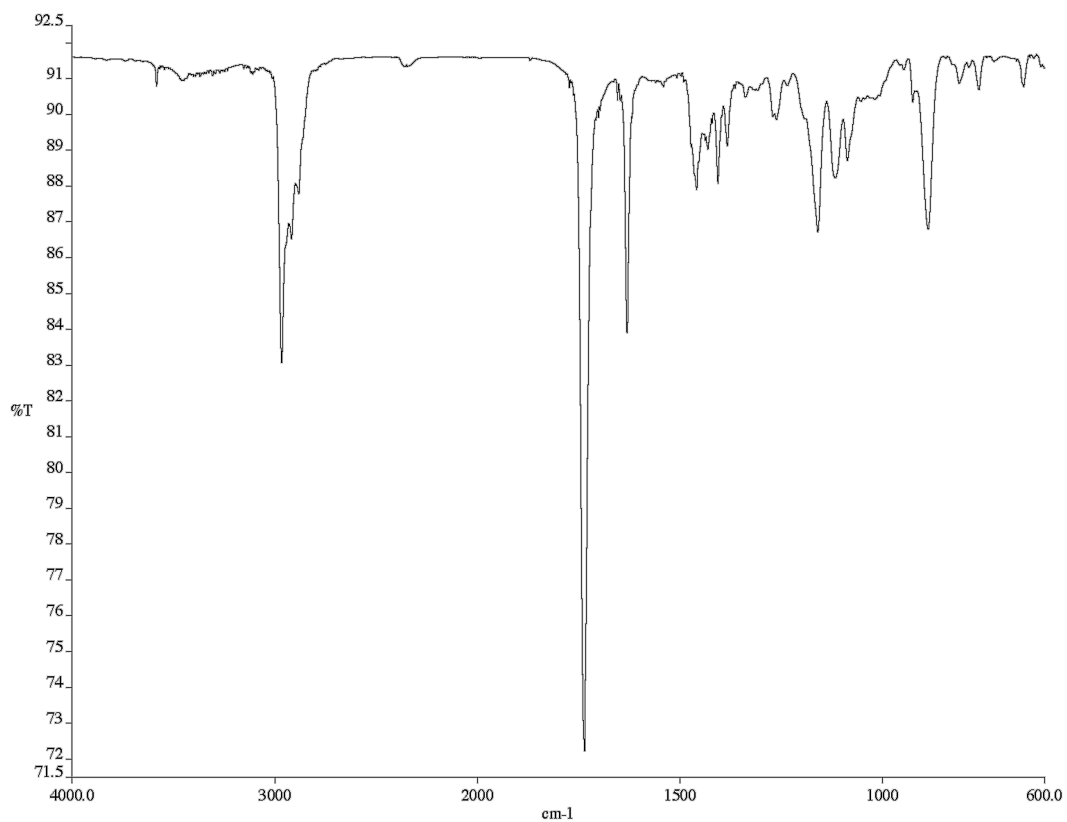




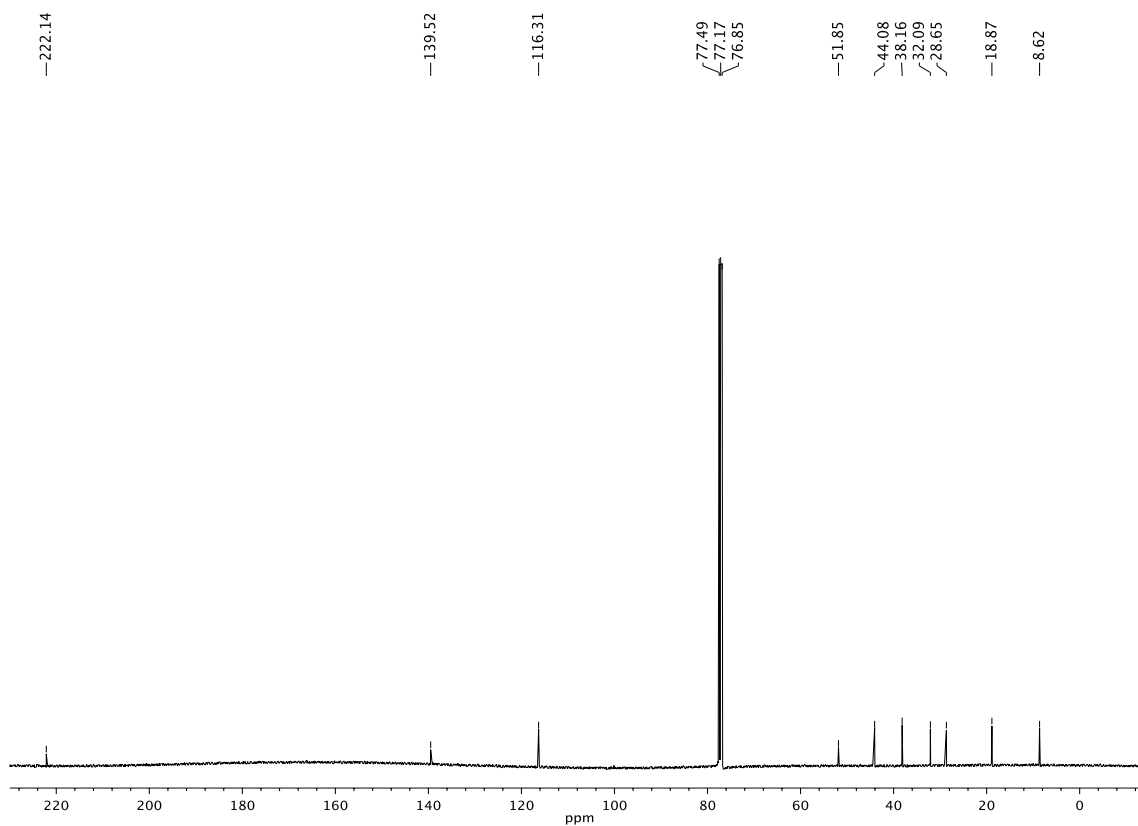
Infrared spectrum (Thin Film, NaCl) of compound (S)-6b.

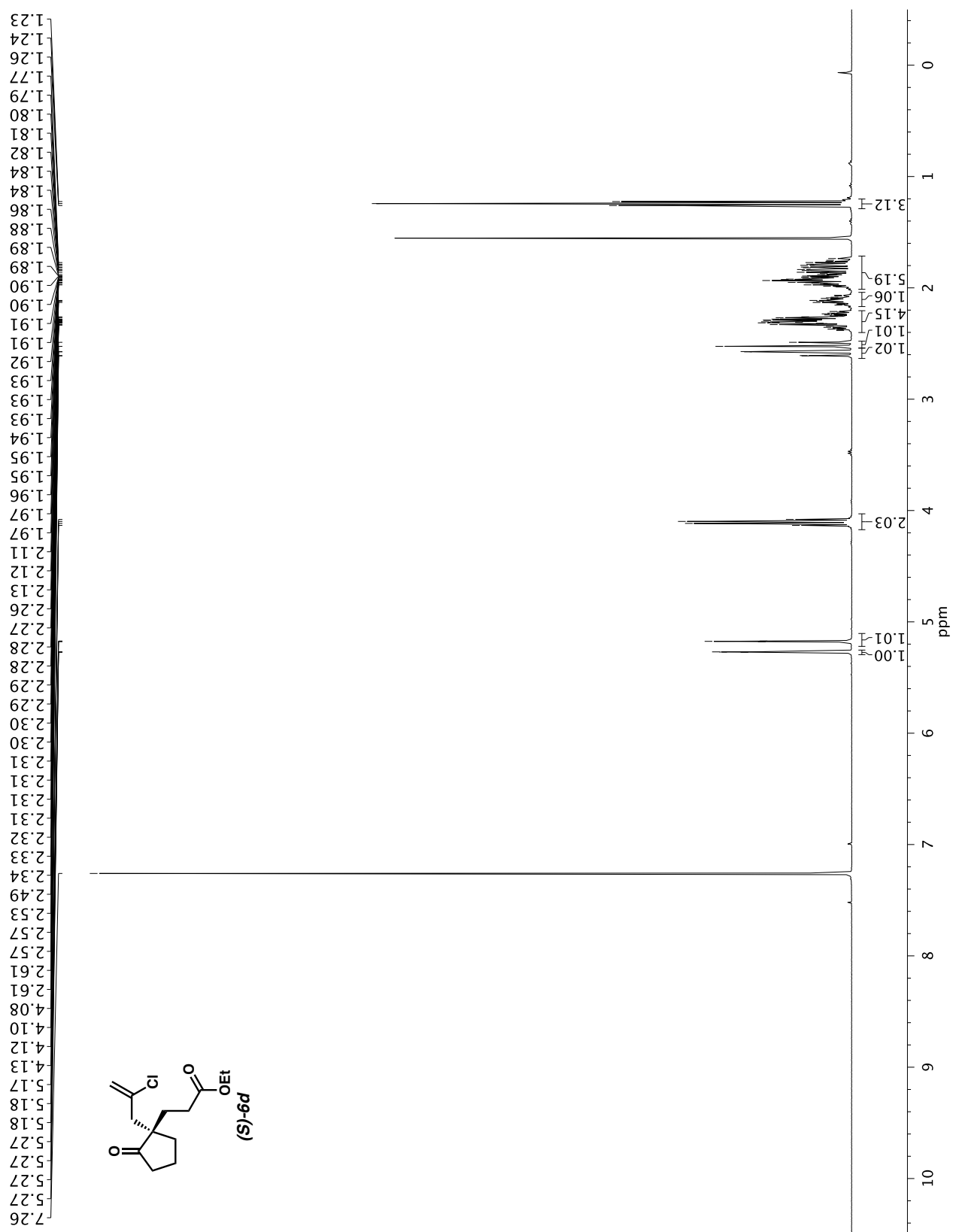
¹³C NMR (101 MHz, CDCl₃) of compound (S)-6b.



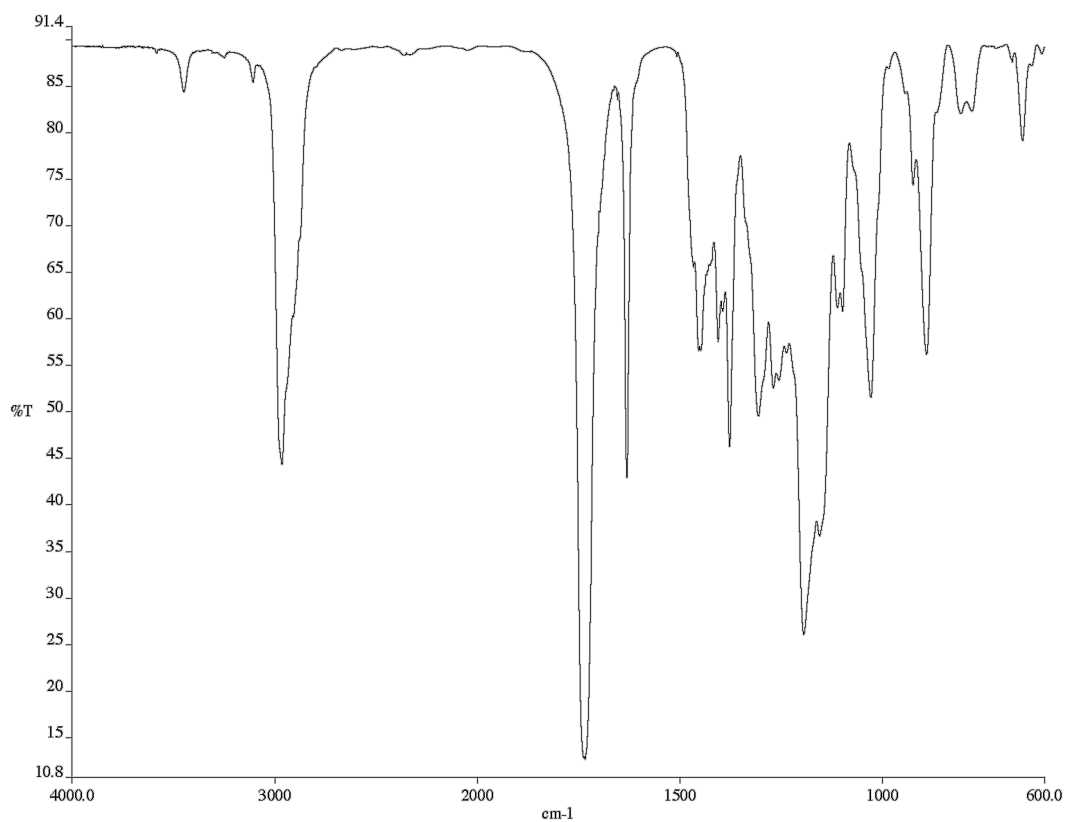


Infrared spectrum (Thin Film, NaCl) of compound (S)-6c.

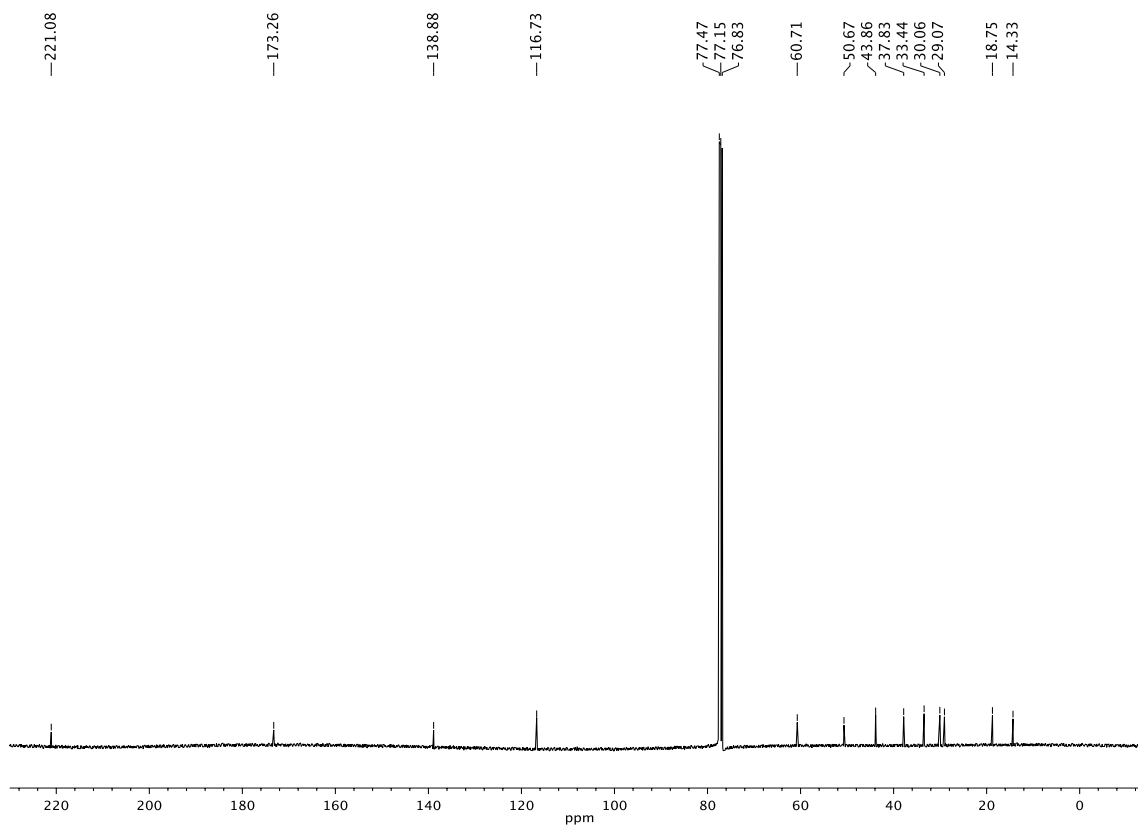
¹³C NMR (101 MHz, CDCl₃) of compound (S)-6c.

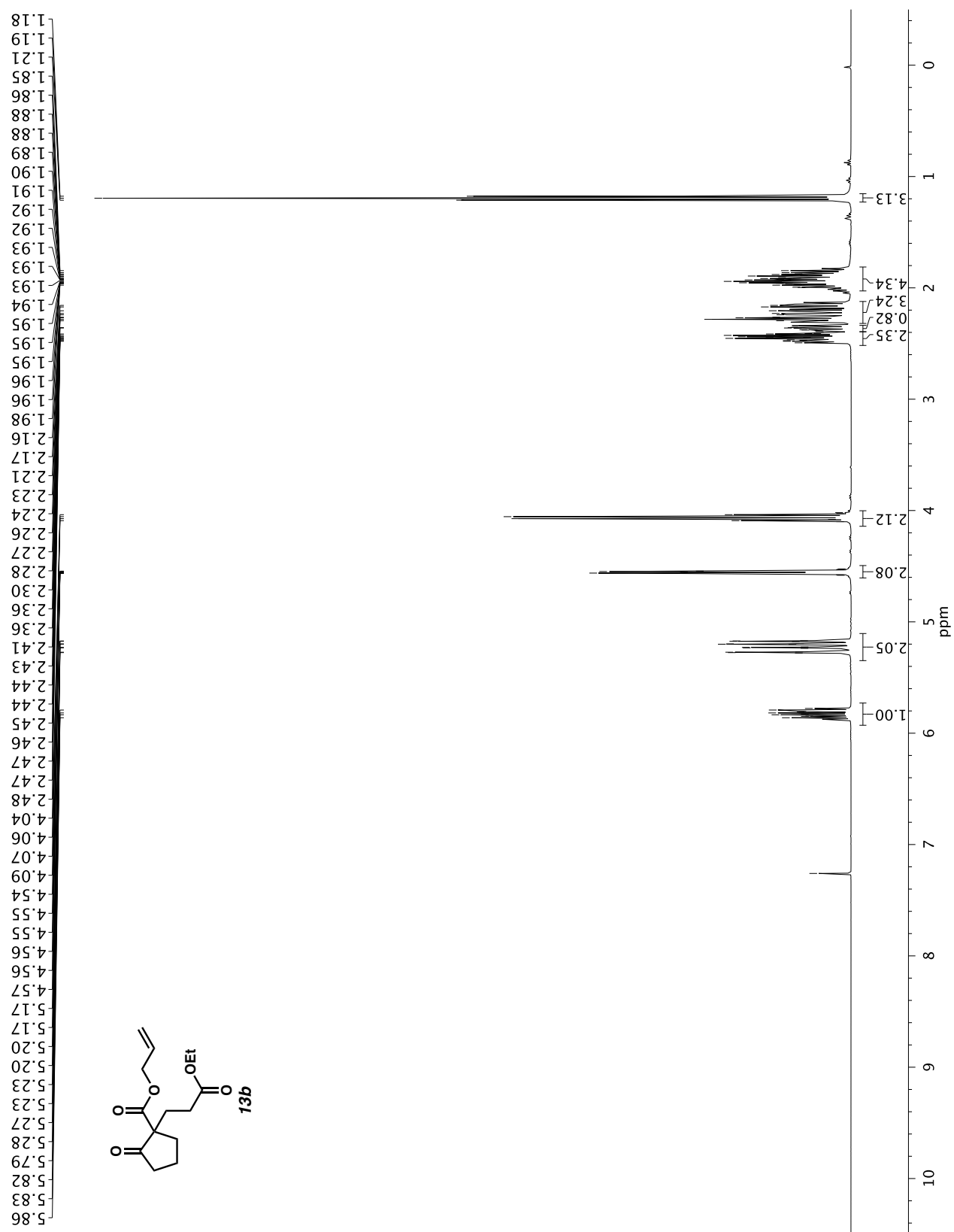


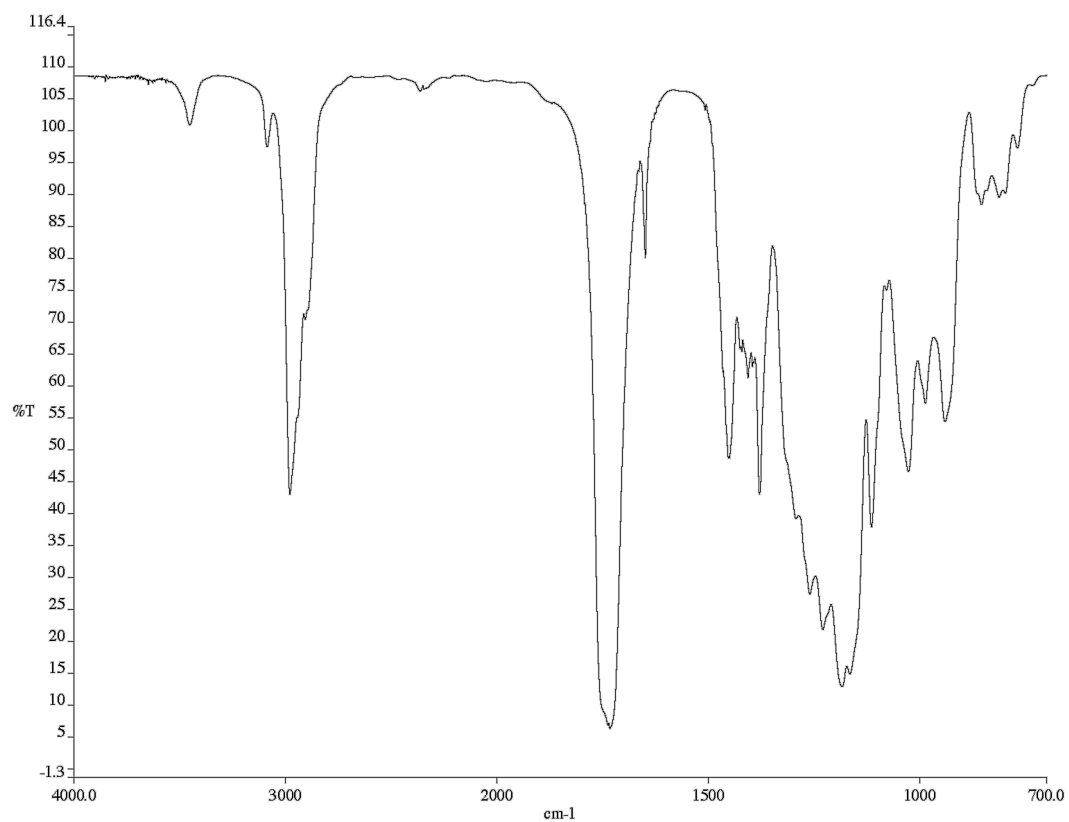
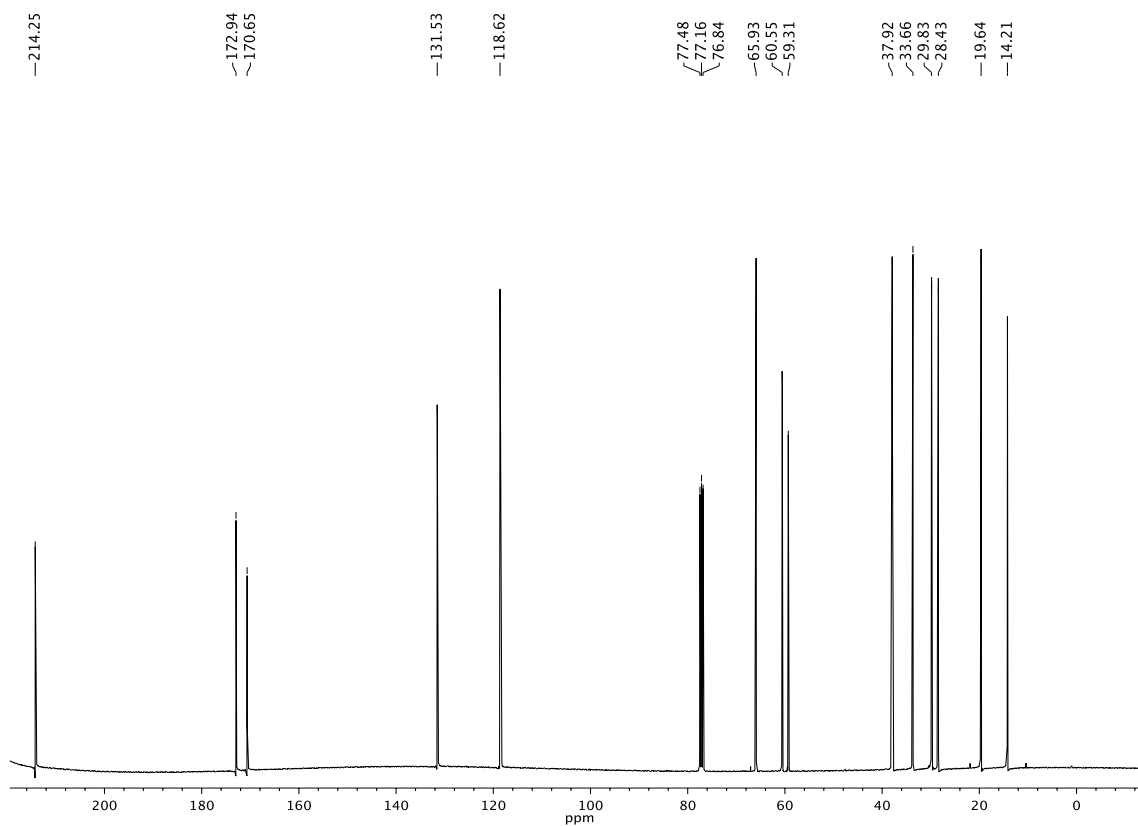
¹H NMR (400 MHz, CDCl₃) of compound (S)-6d.

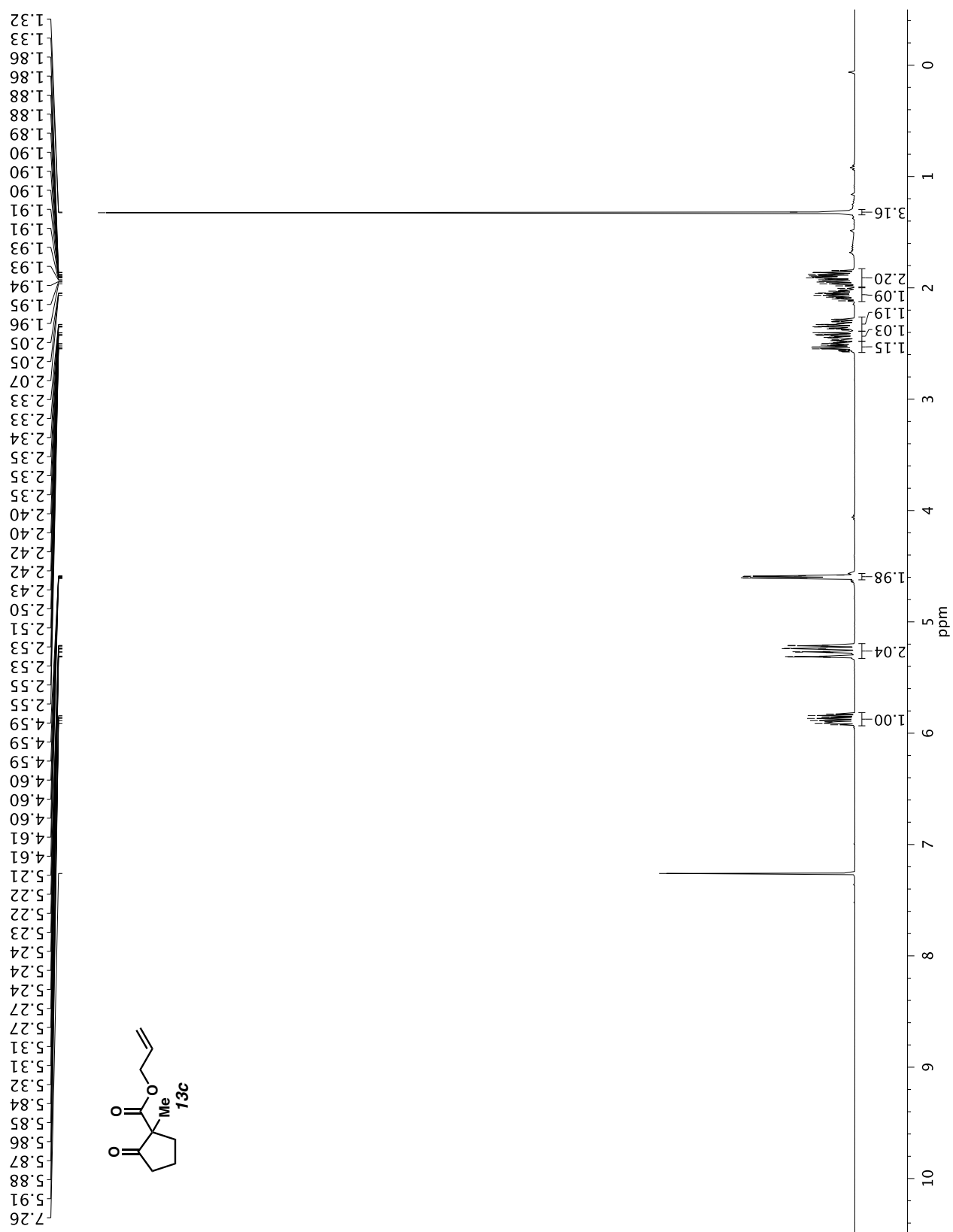


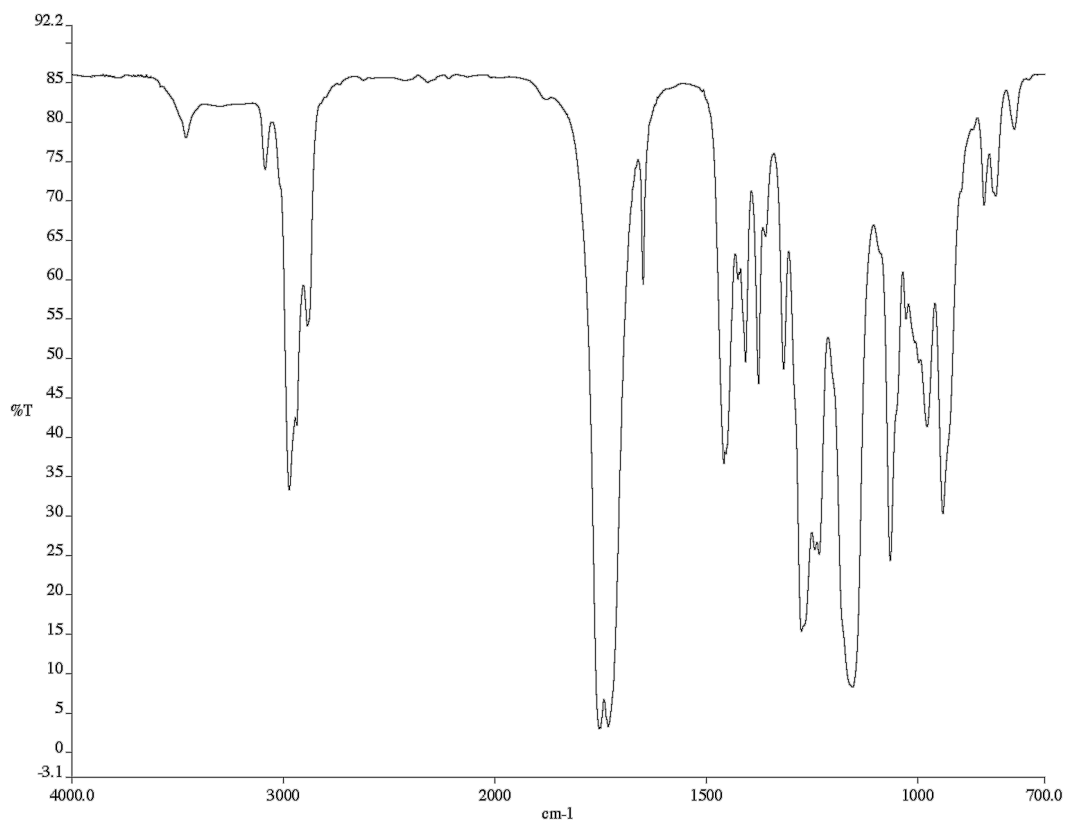
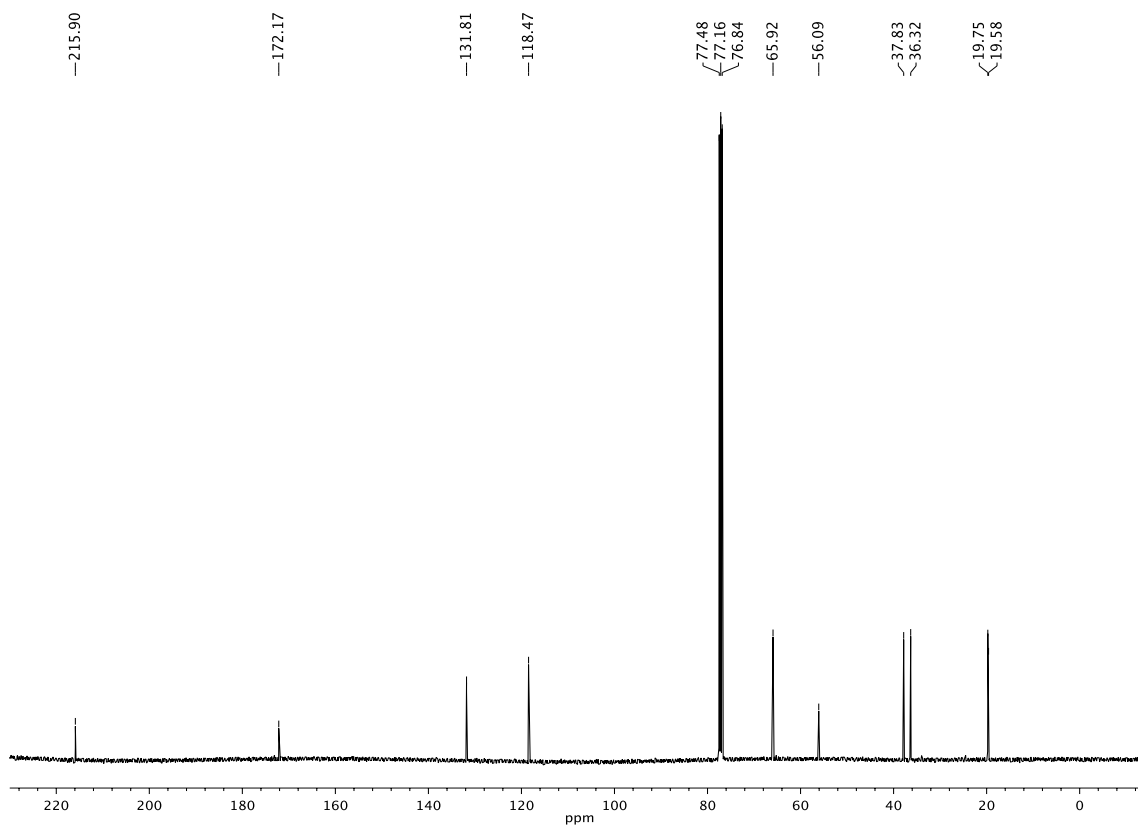
Infrared spectrum (Thin Film, NaCl) of compound (S)-6d.

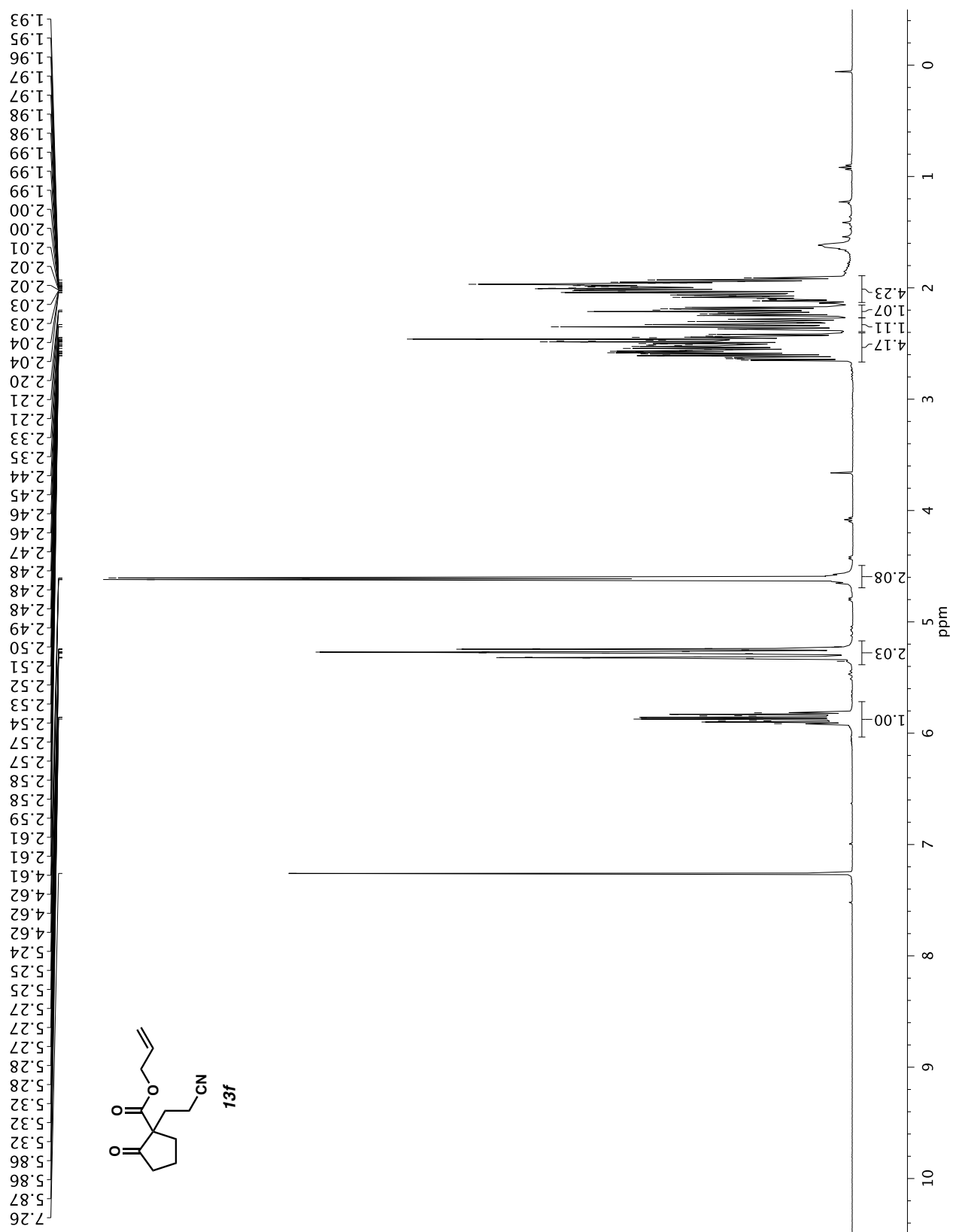
¹³C NMR (101 MHz, CDCl₃) of compound (S)-6d.

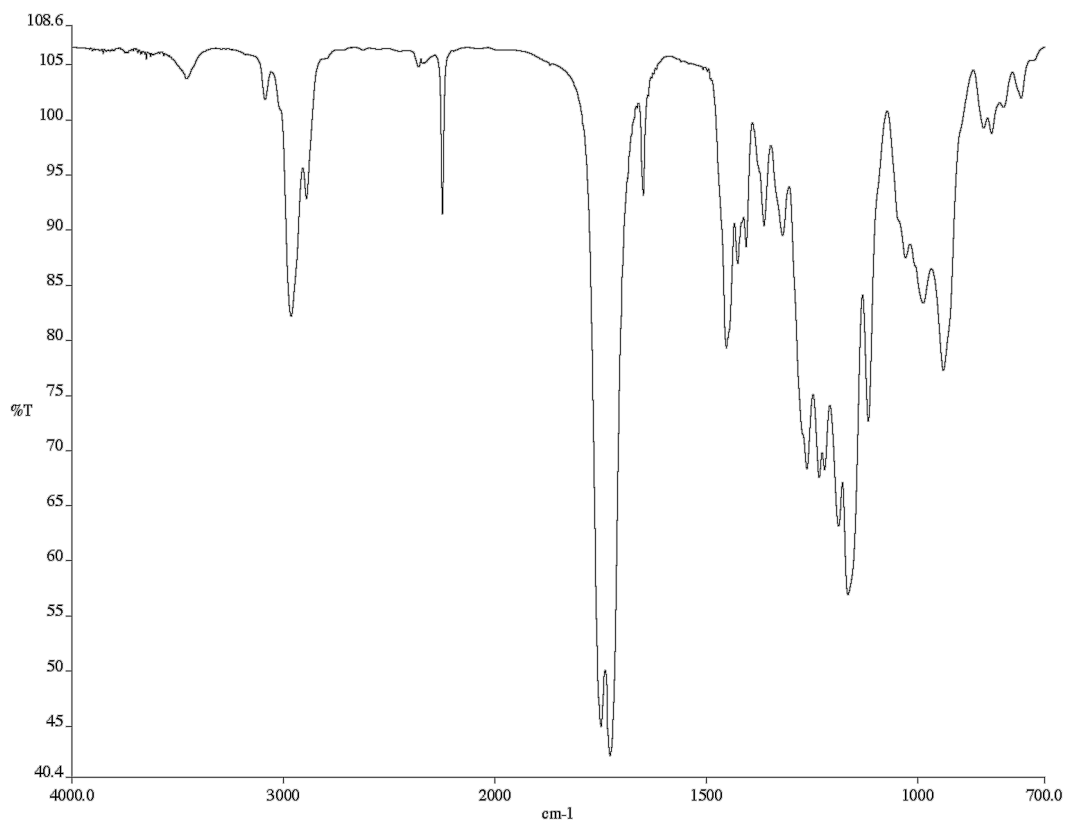
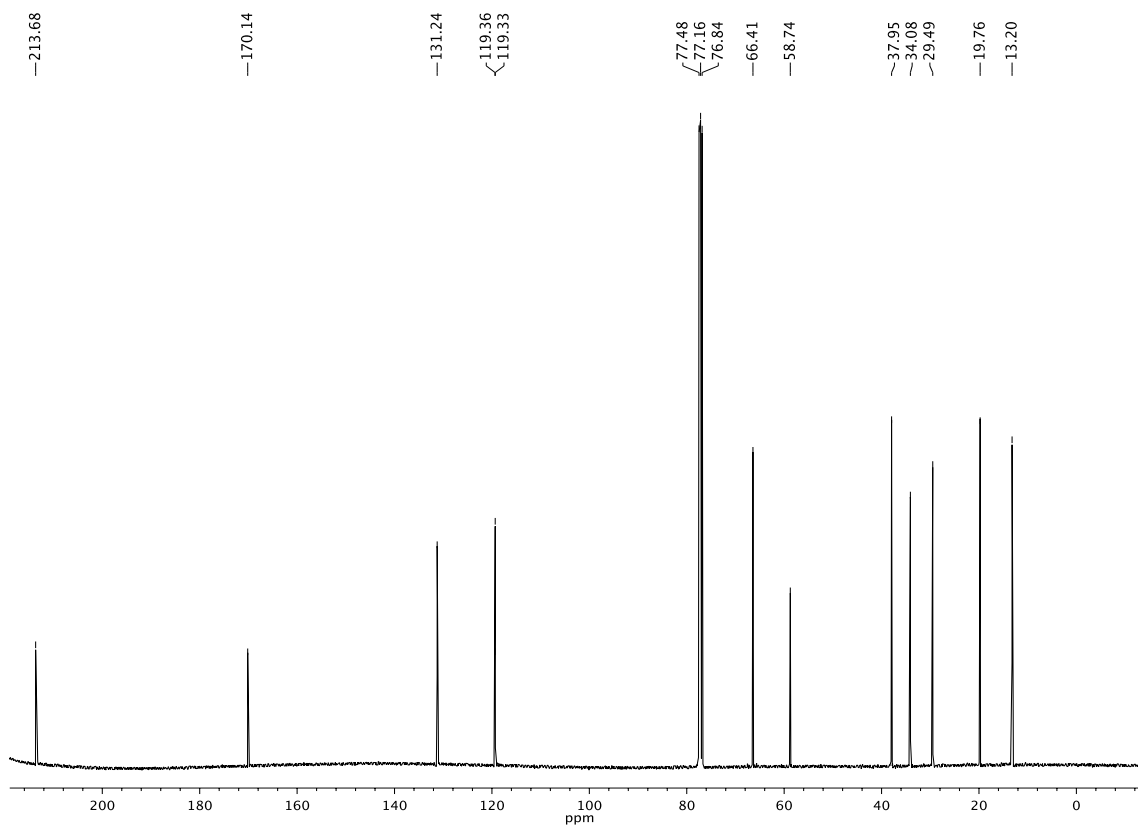


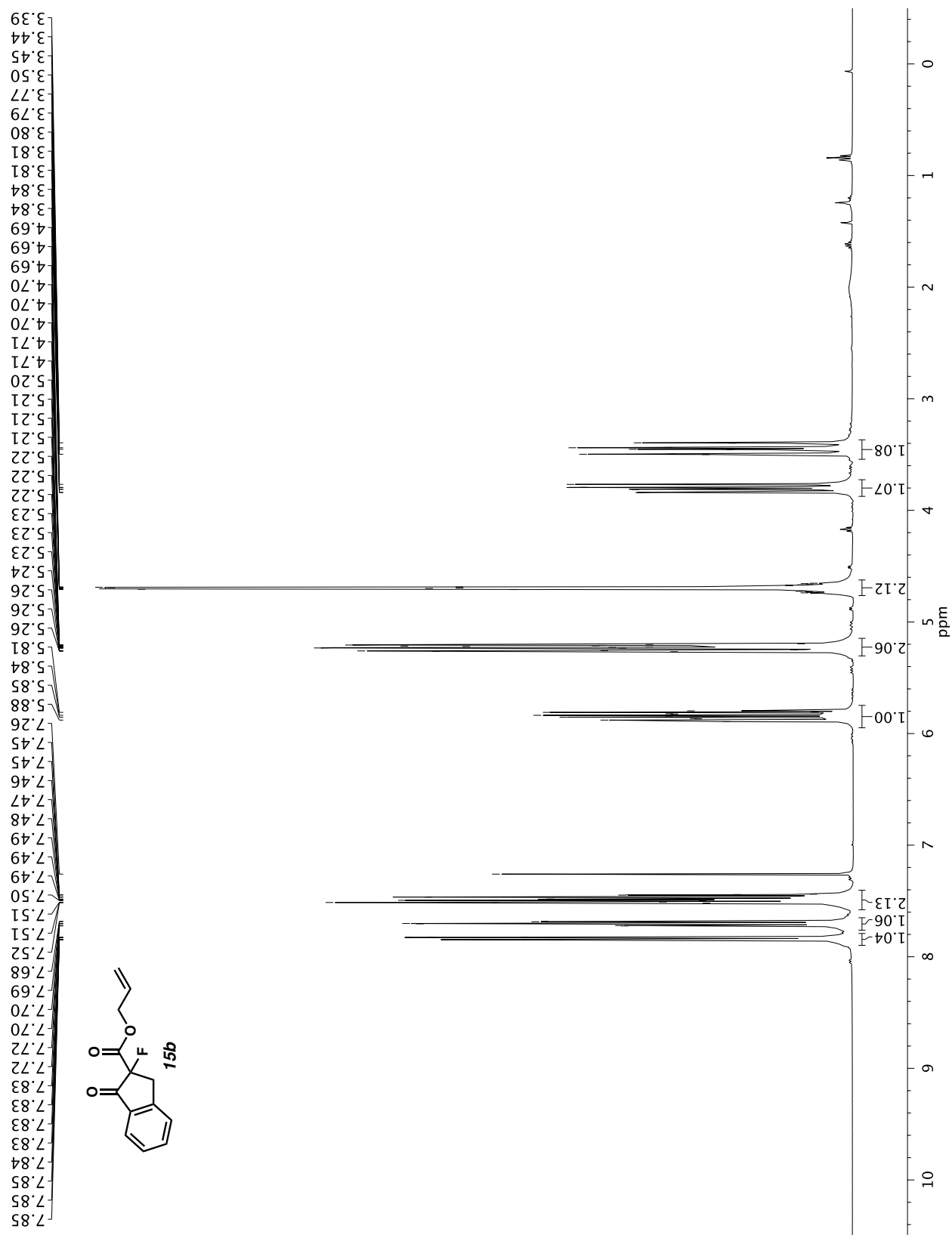
Infrared spectrum (Thin Film, NaCl) of compound **13b**.¹³C NMR (101 MHz, CDCl₃) of compound **13b**.

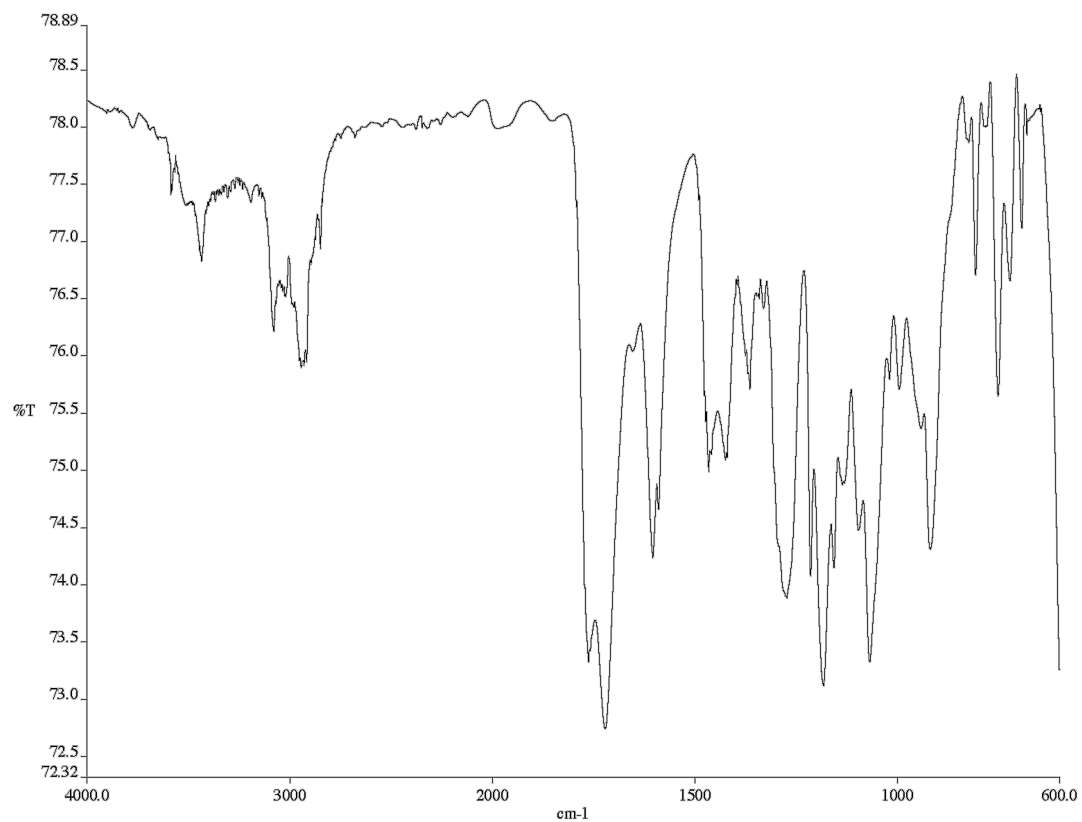
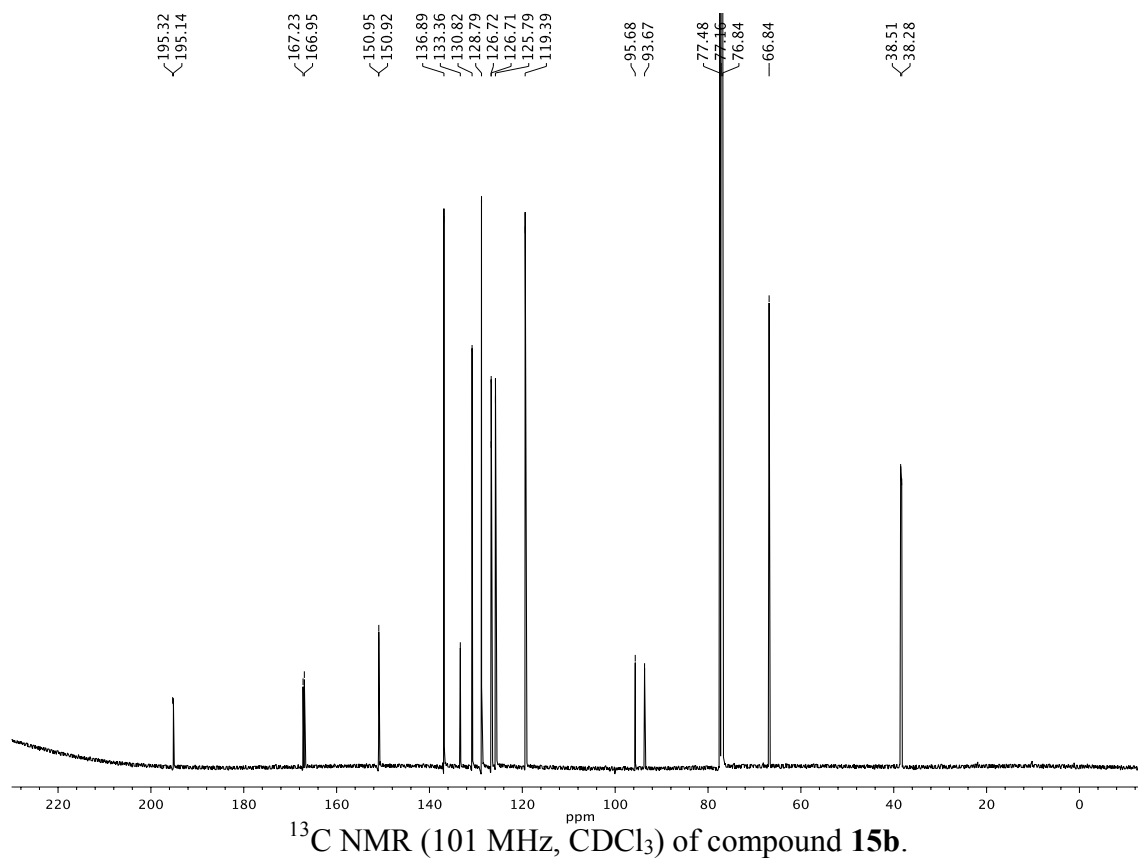


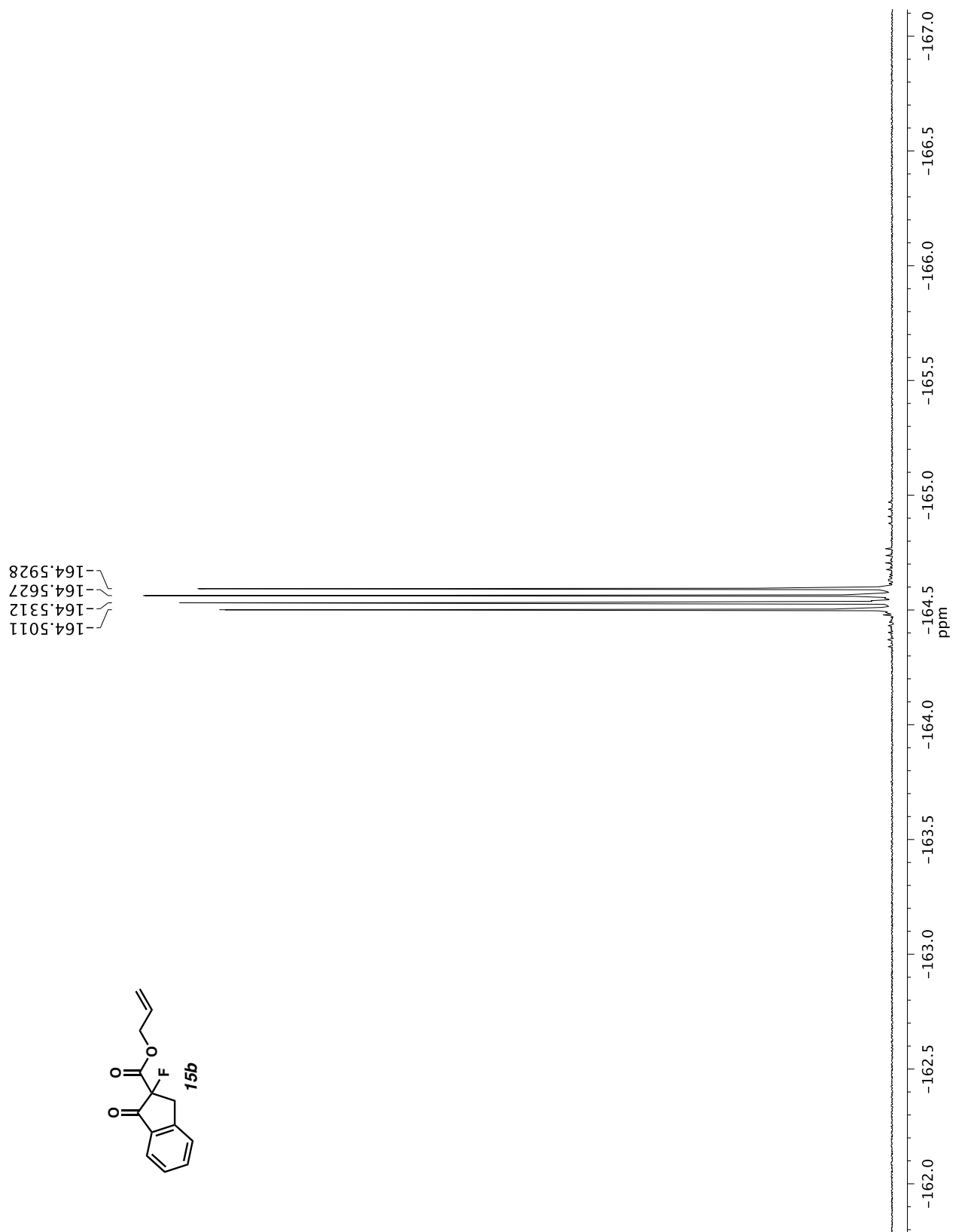
Infrared spectrum (Thin Film, NaCl) of compound **13c**.¹³C NMR (101 MHz, CDCl₃) of compound **13c**.

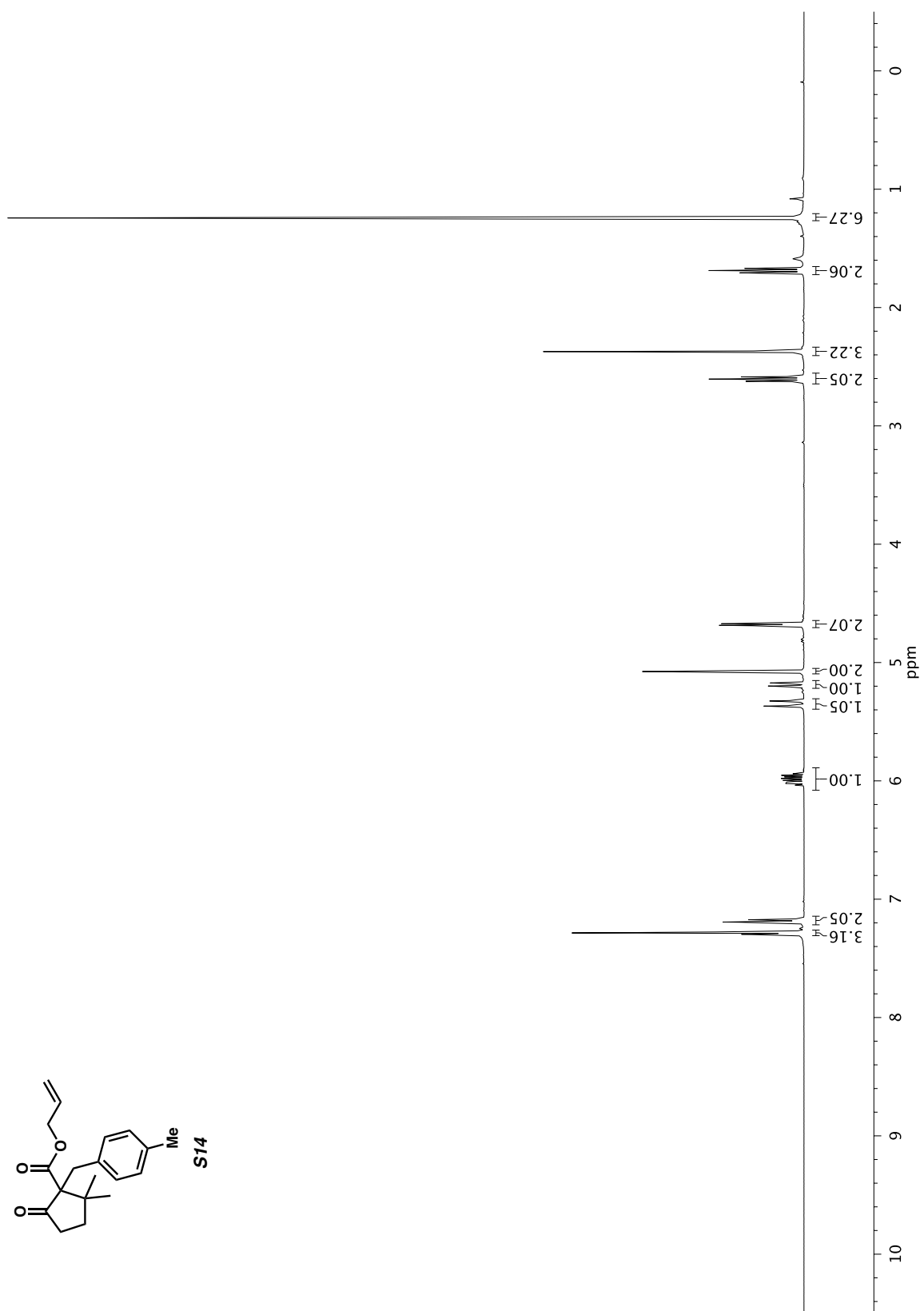
¹H NMR (400 MHz, CDCl₃) of compound **13f**.

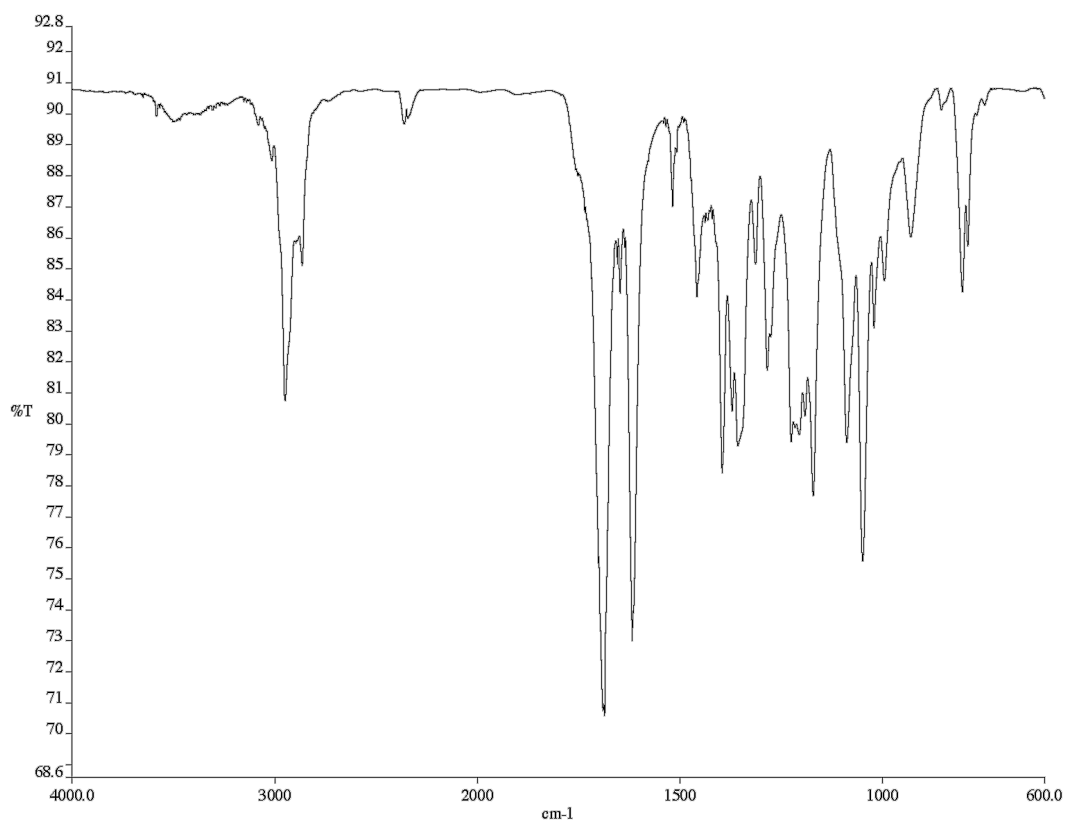
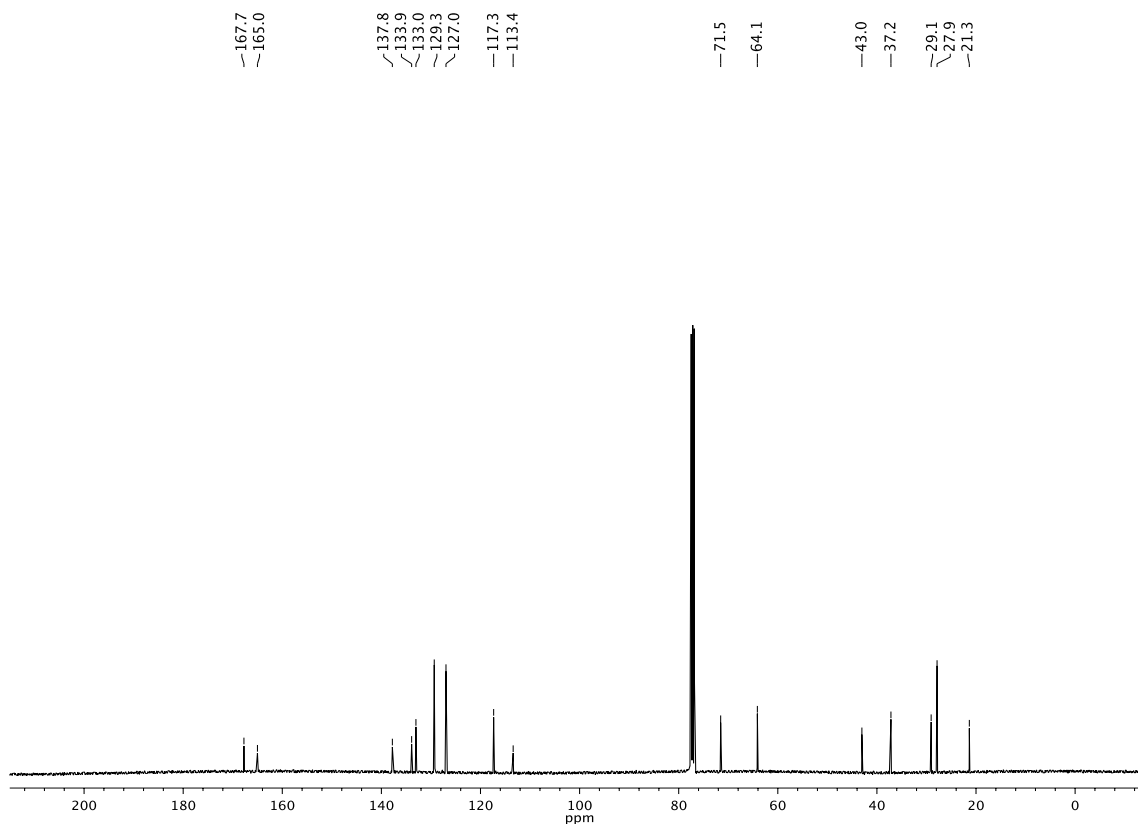
Infrared spectrum (Thin Film, NaCl) of compound **13f**.¹³C NMR (101 MHz, CDCl₃) of compound **13f**.

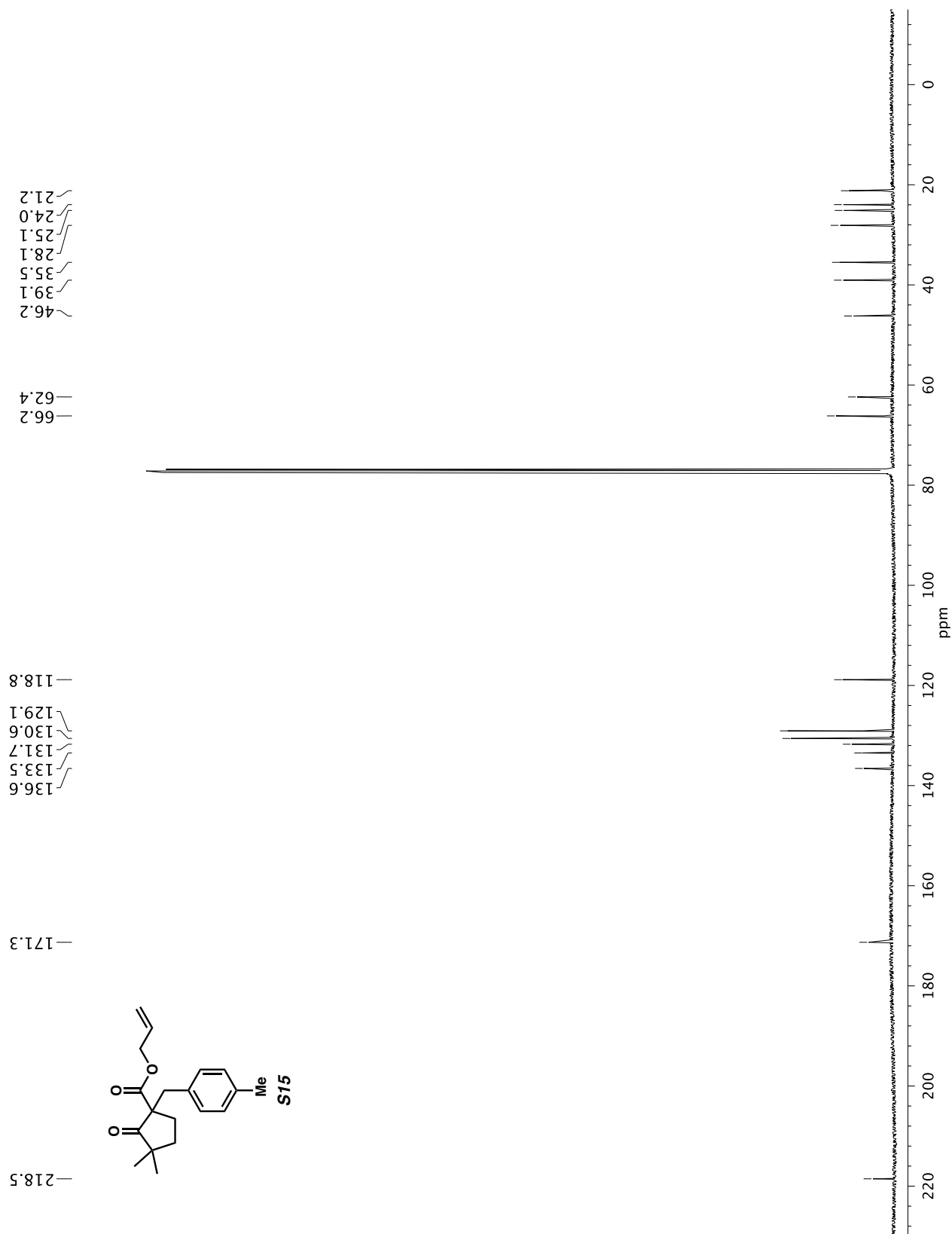


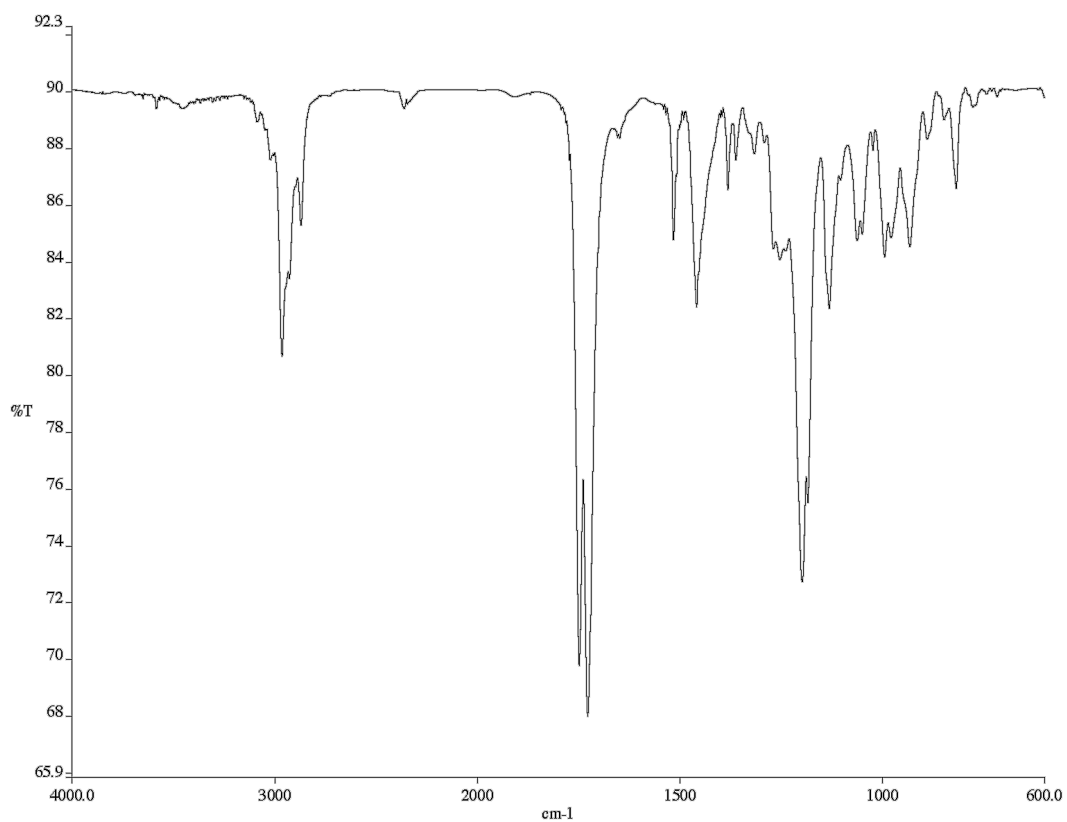
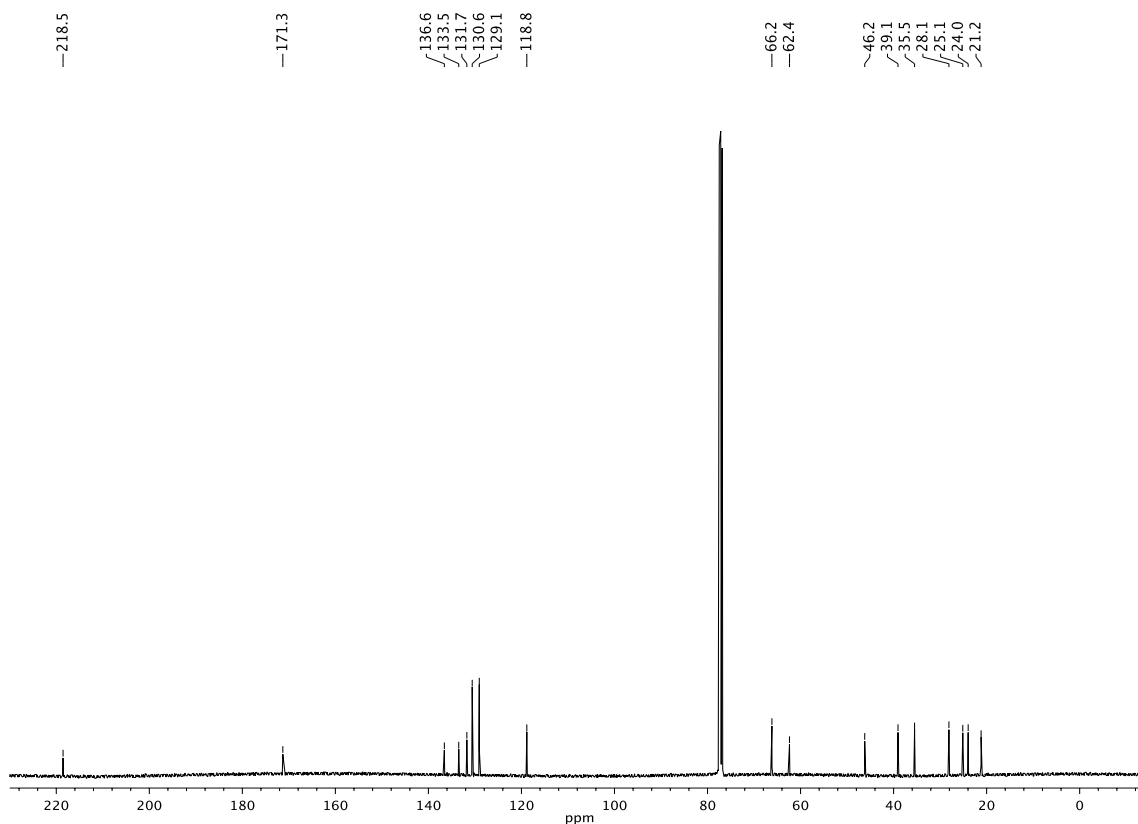
Infrared spectrum (Thin Film, NaCl) of compound **15b**.¹³C NMR (101 MHz, CDCl₃) of compound **15b**.

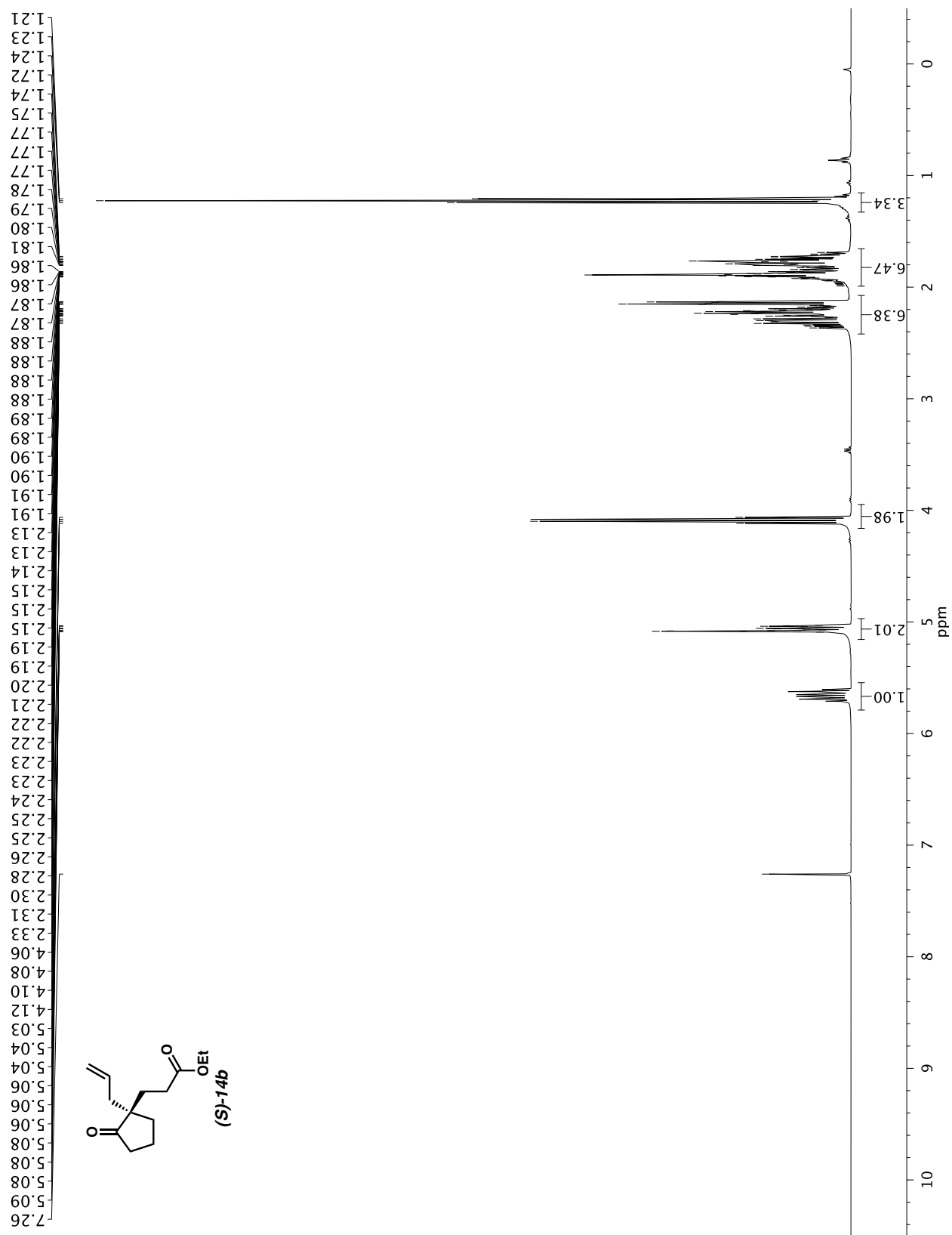
 ^{19}F NMR (470 MHz, CDCl_3) of compound **15b**.

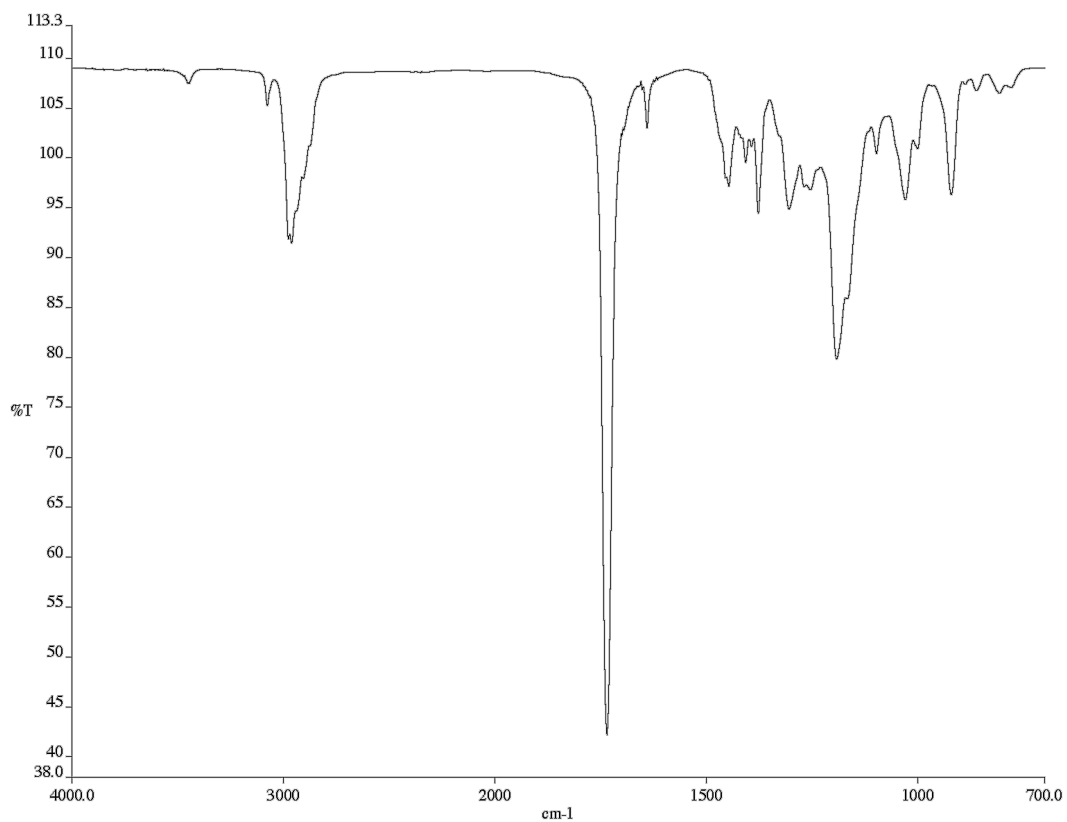
 ^1H NMR (400 MHz, CDCl_3) of compound **S14**.

Infrared spectrum (Thin Film, NaCl) of compound **S14**. ^{13}C NMR (101 MHz, CDCl_3) of compound **S14**.

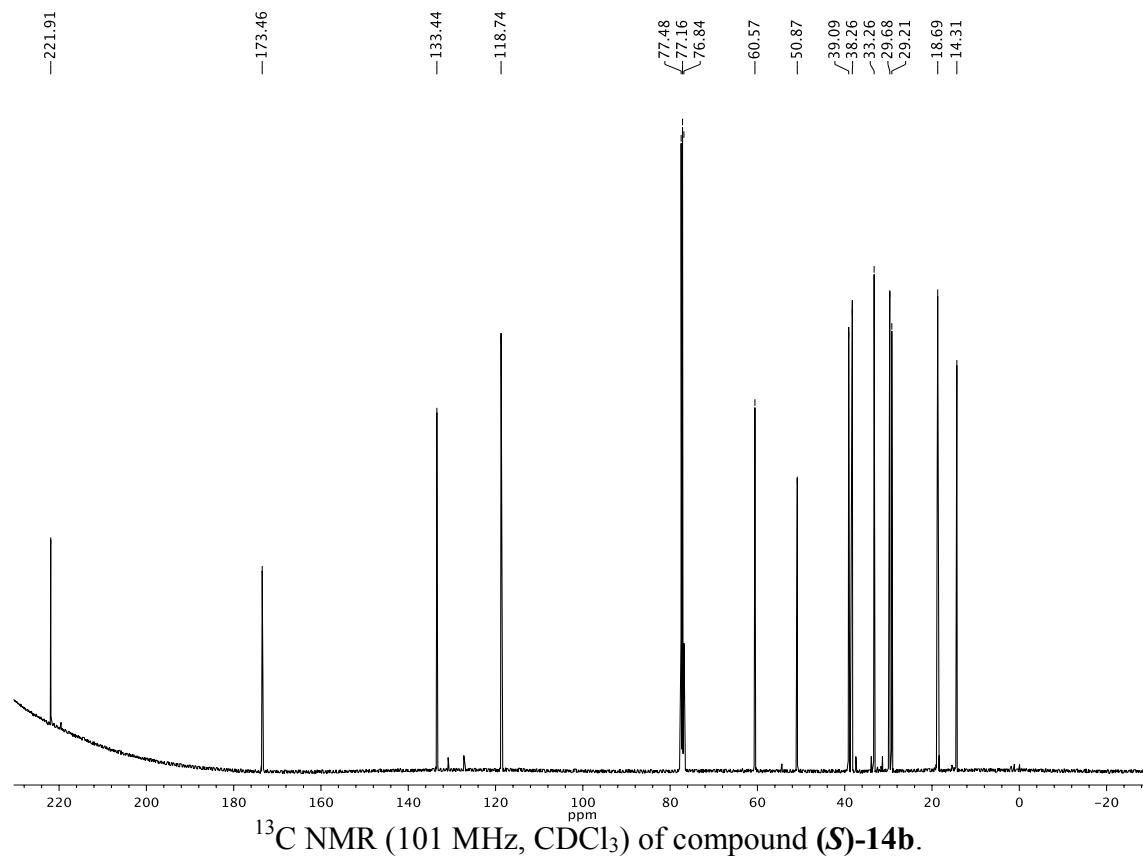


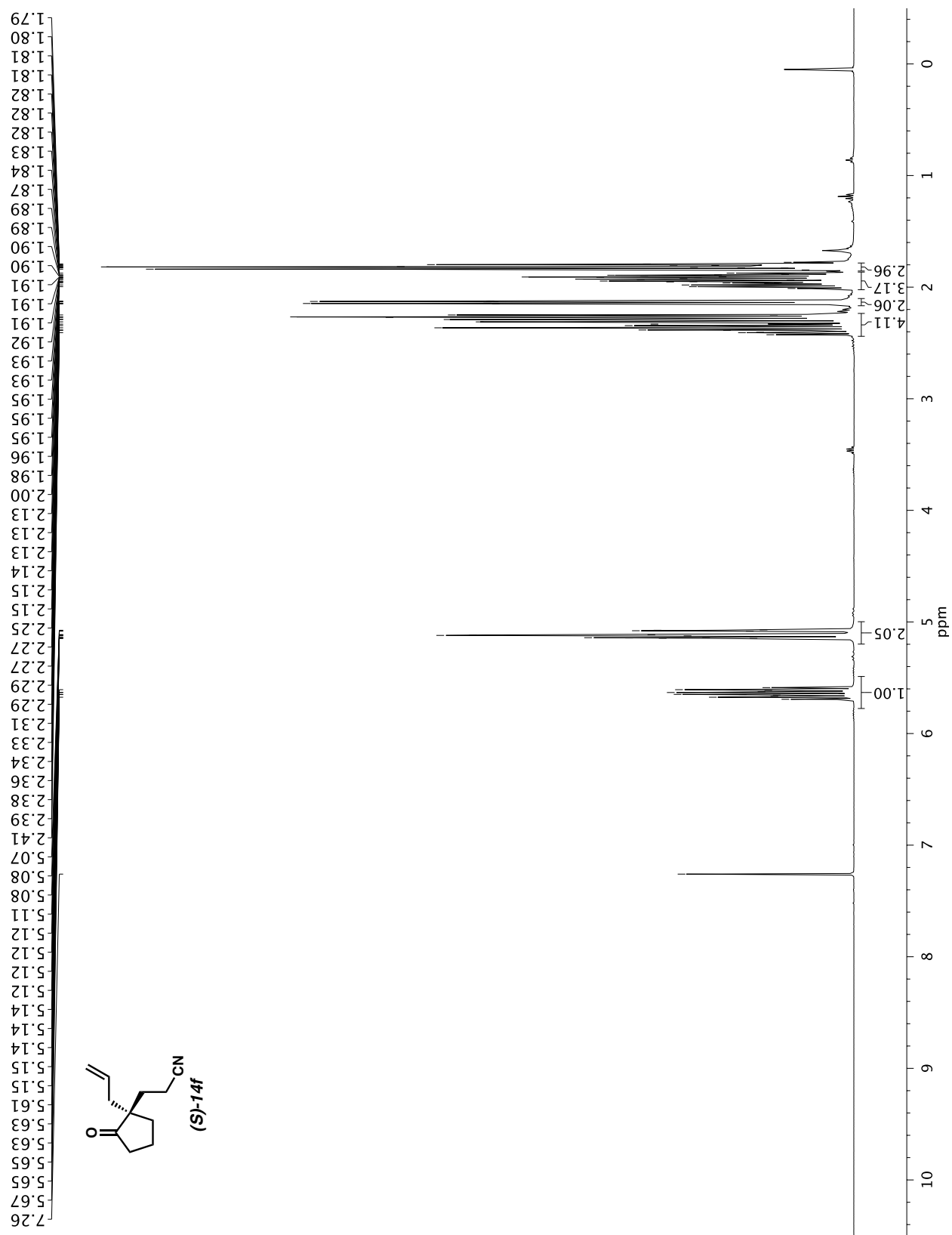
Infrared spectrum (Thin Film, NaCl) of compound **S15**. ^{13}C NMR (101 MHz, CDCl_3) of compound **S15**.

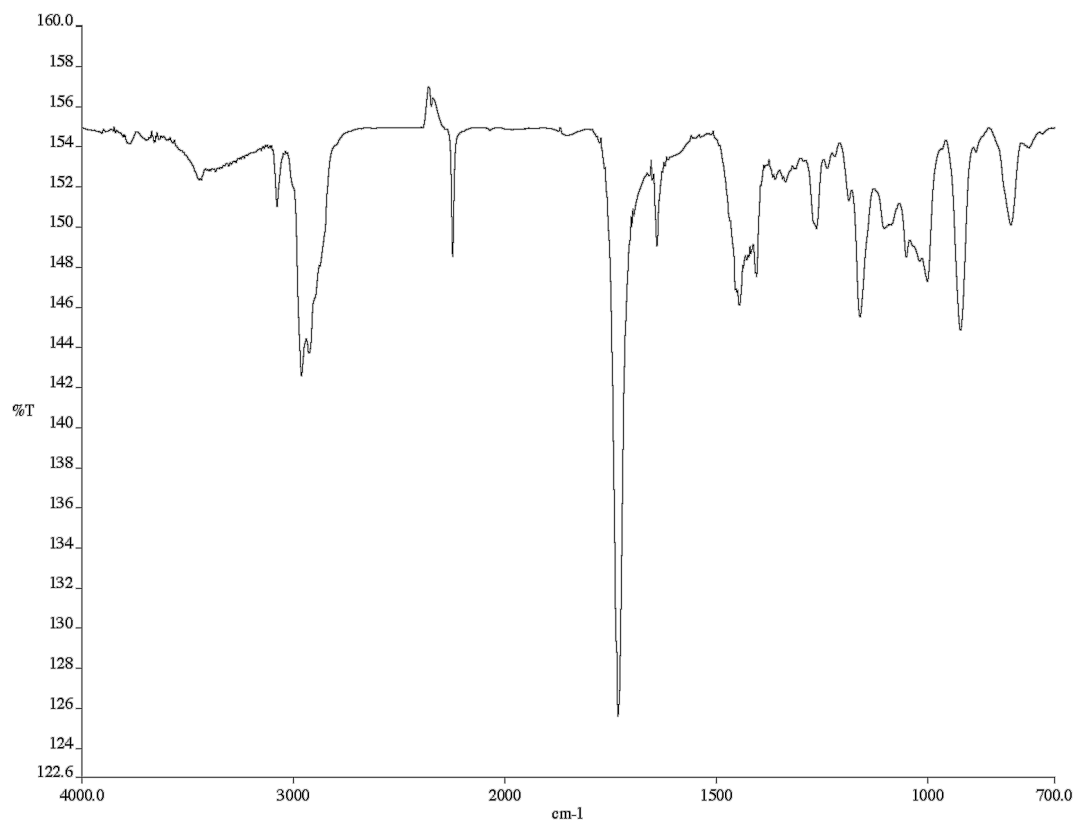




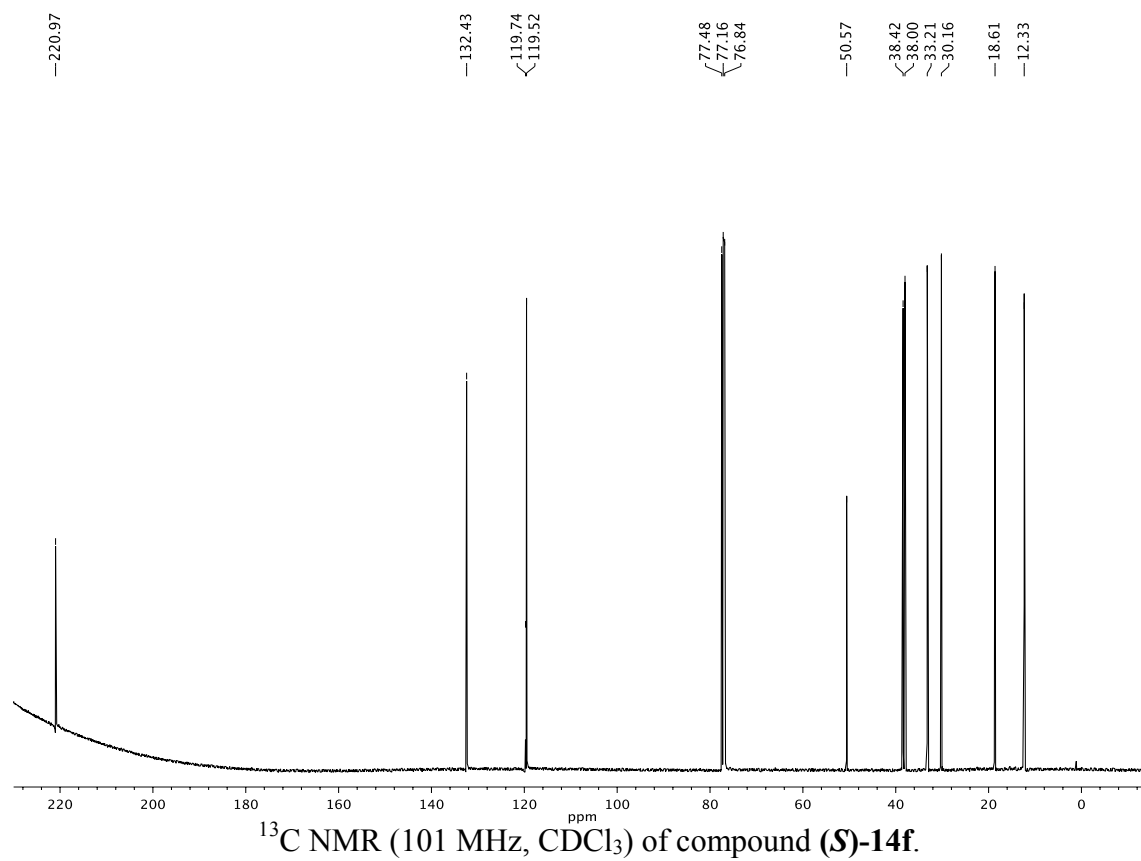
Infrared spectrum (Thin Film, NaCl) of compound (S)-14b.

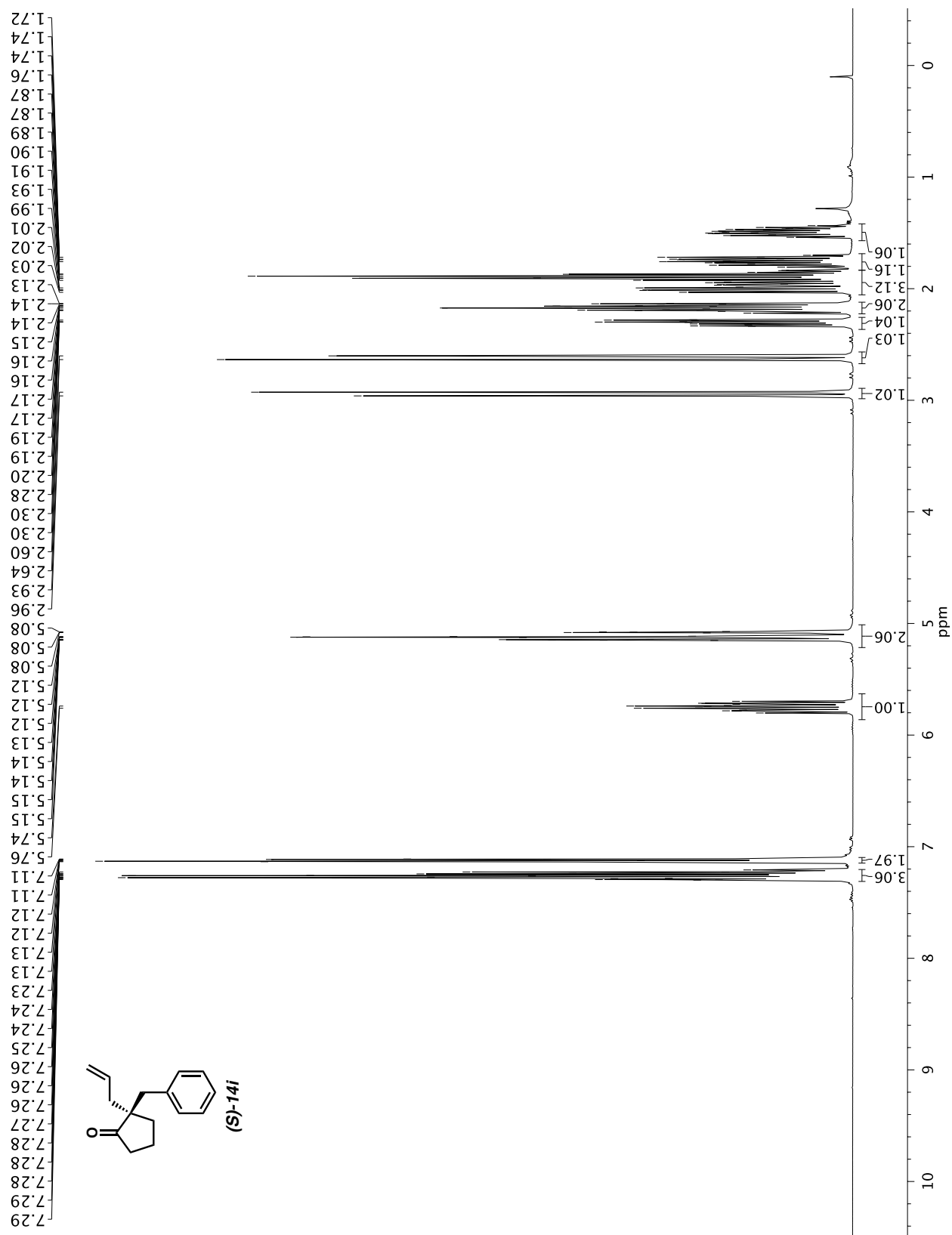
¹³C NMR (101 MHz, CDCl₃) of compound (S)-14b.

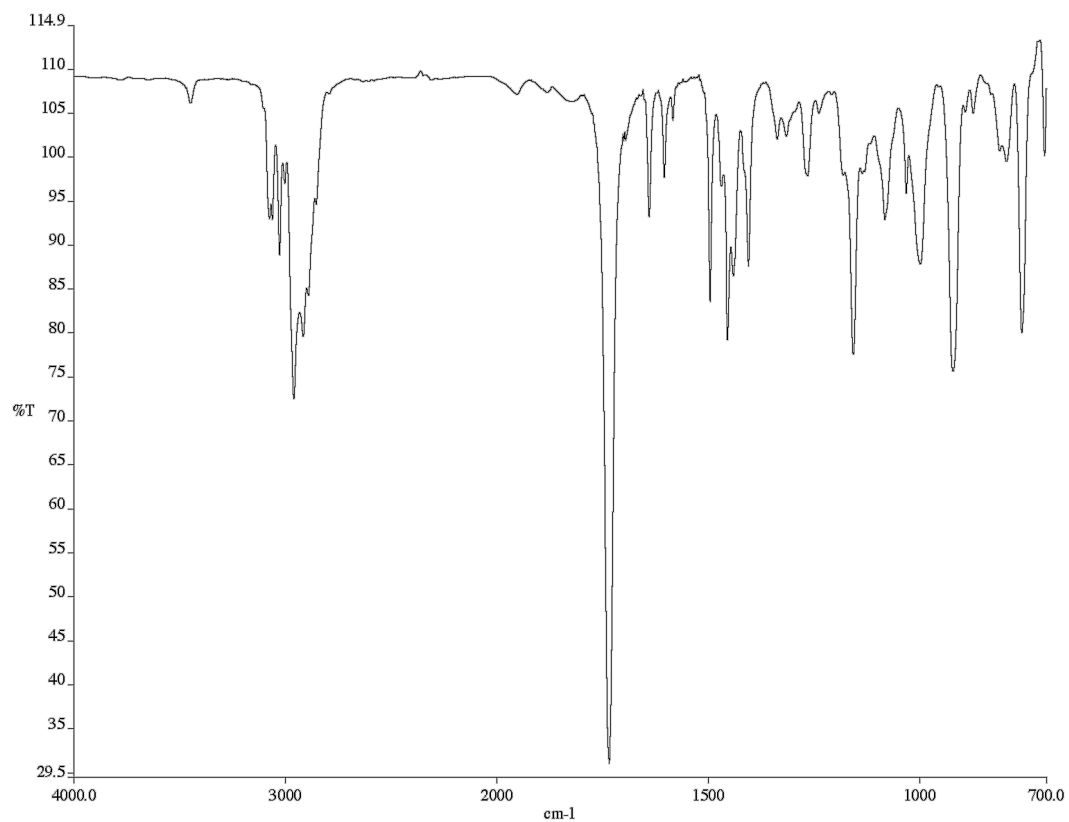




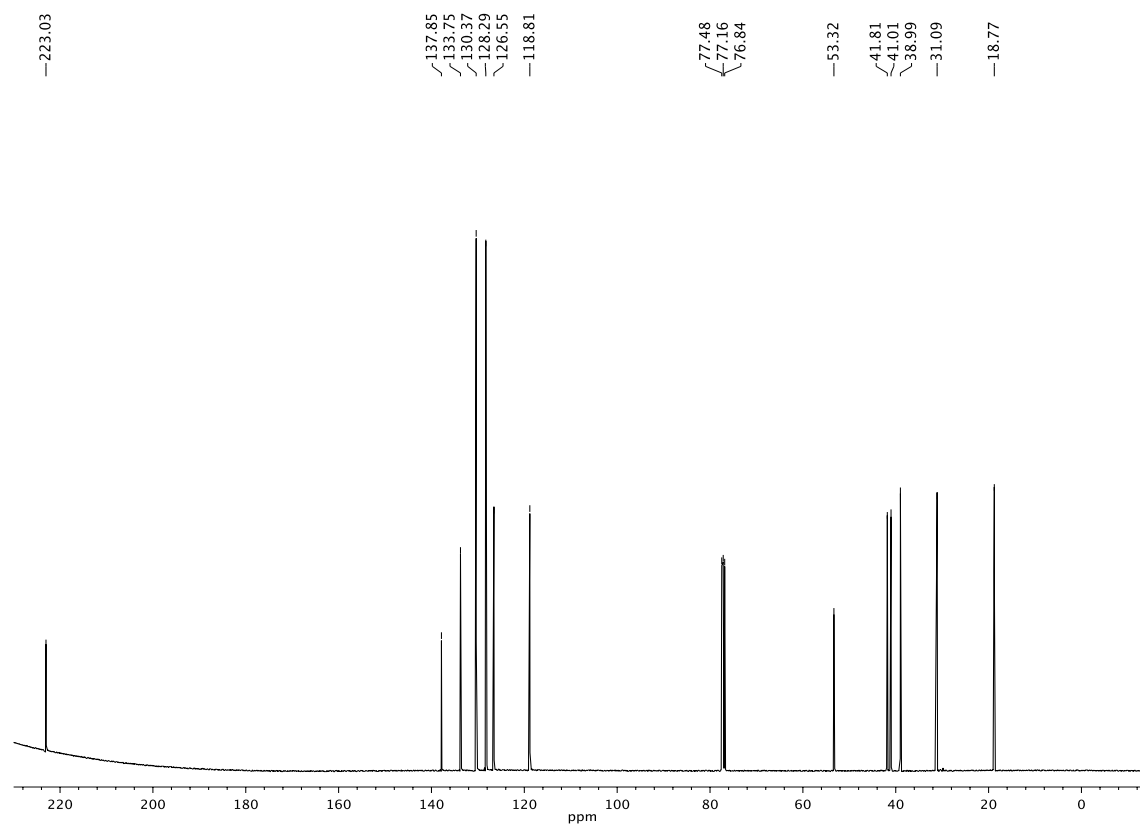
Infrared spectrum (Thin Film, NaCl) of compound (S)-14f.

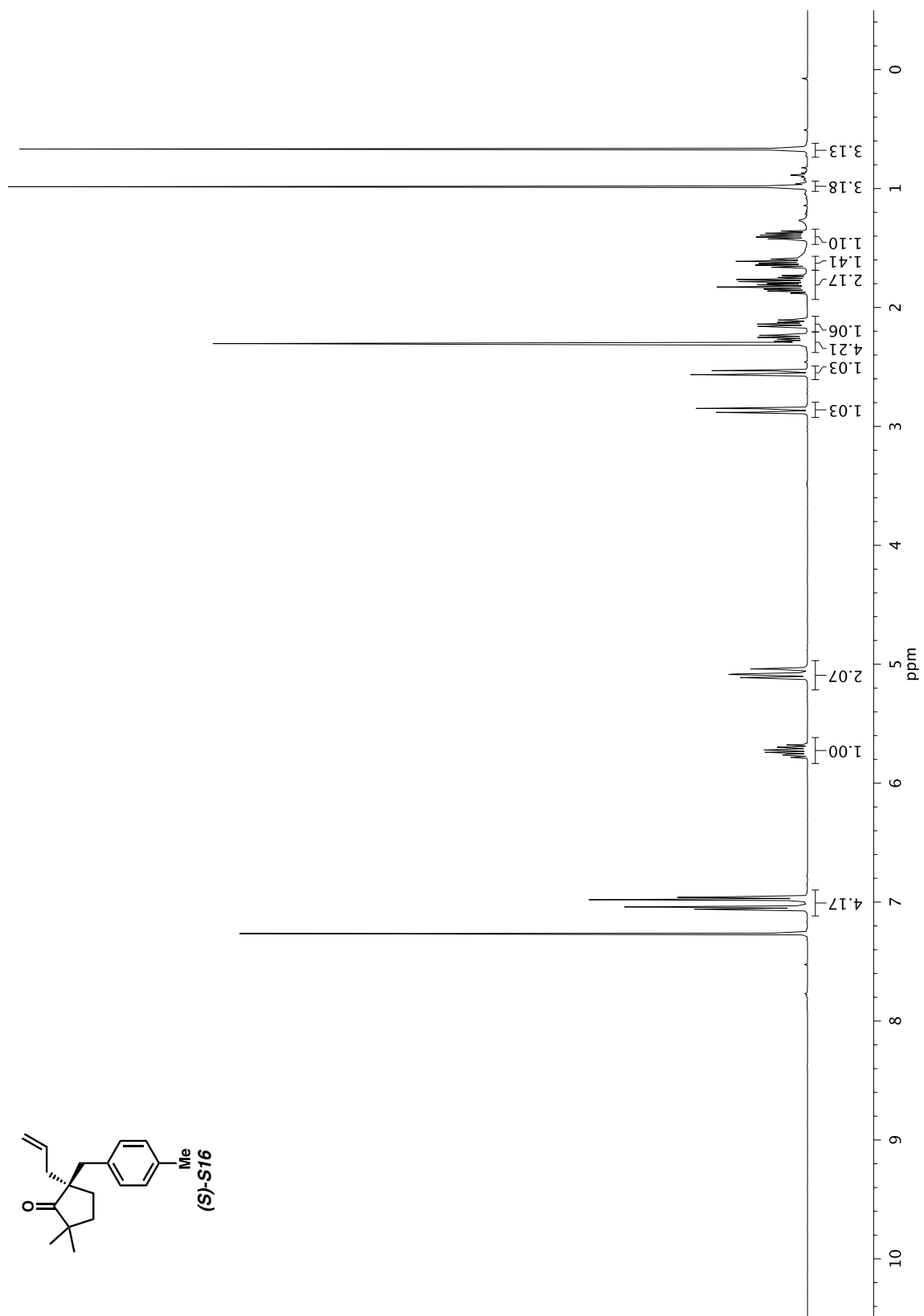
¹³C NMR (101 MHz, CDCl₃) of compound (S)-14f.

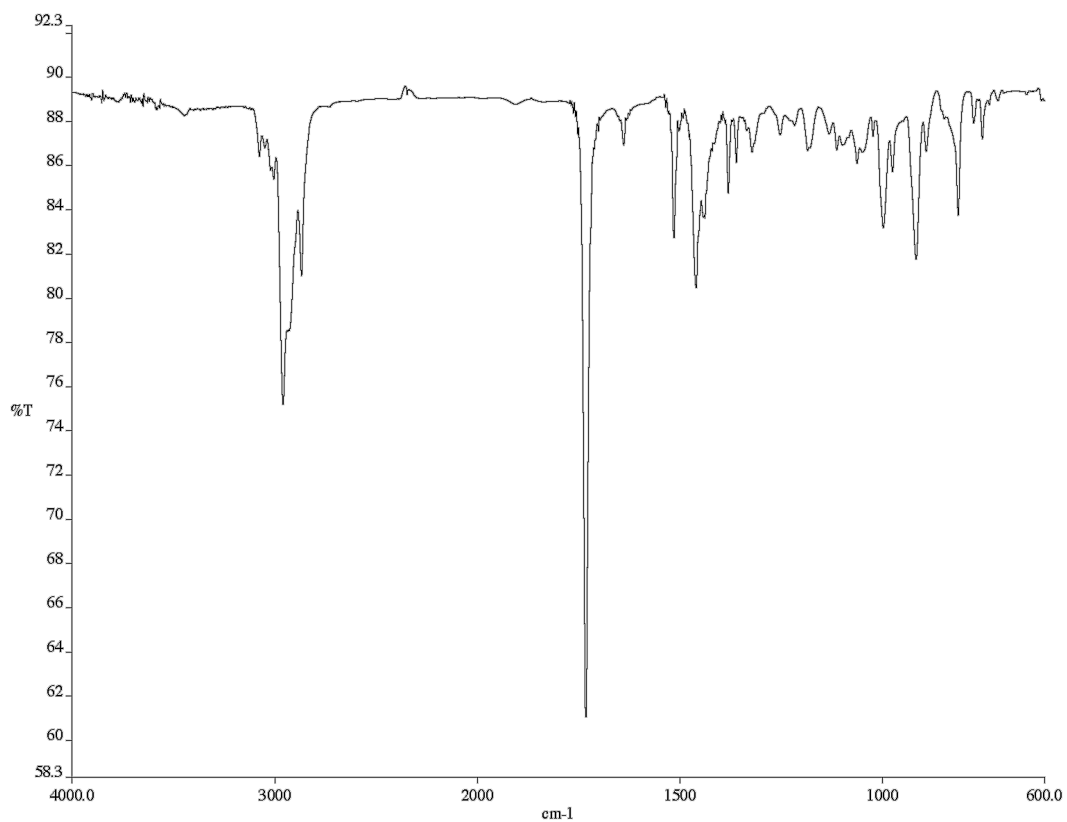




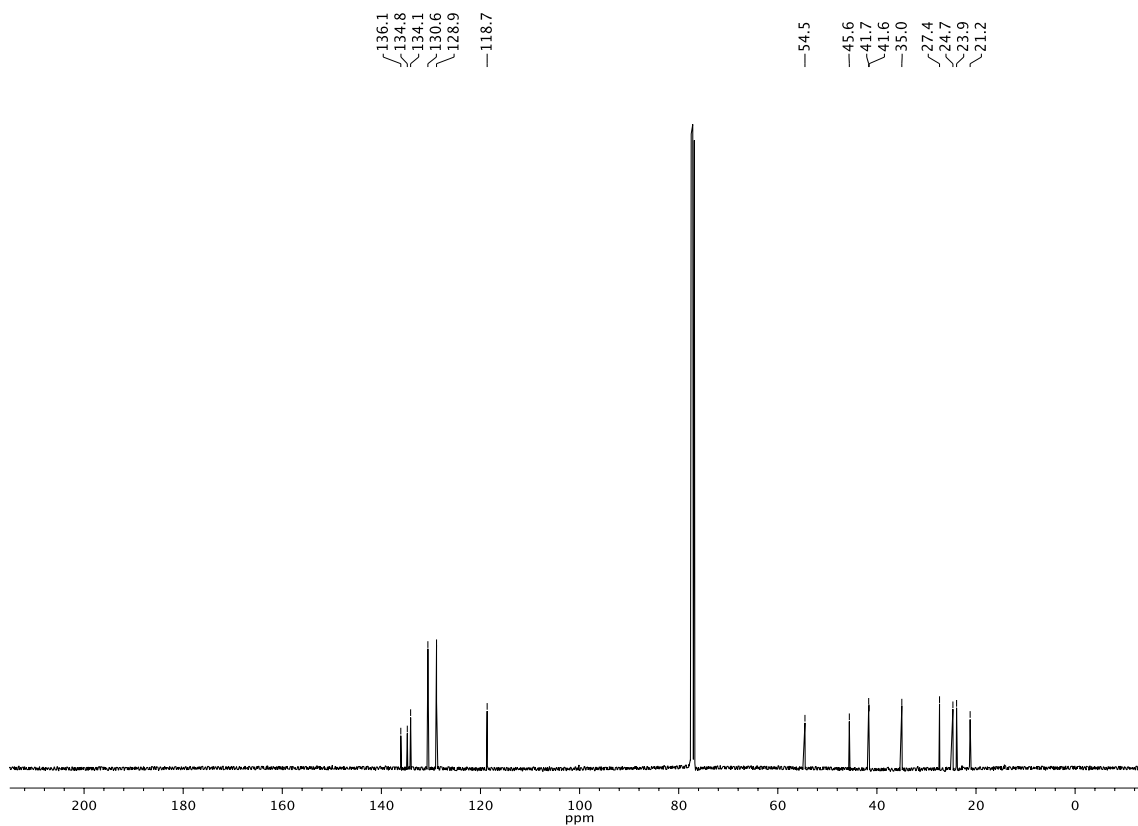
Infrared spectrum (Thin Film, NaCl) of compound (S)-14i.

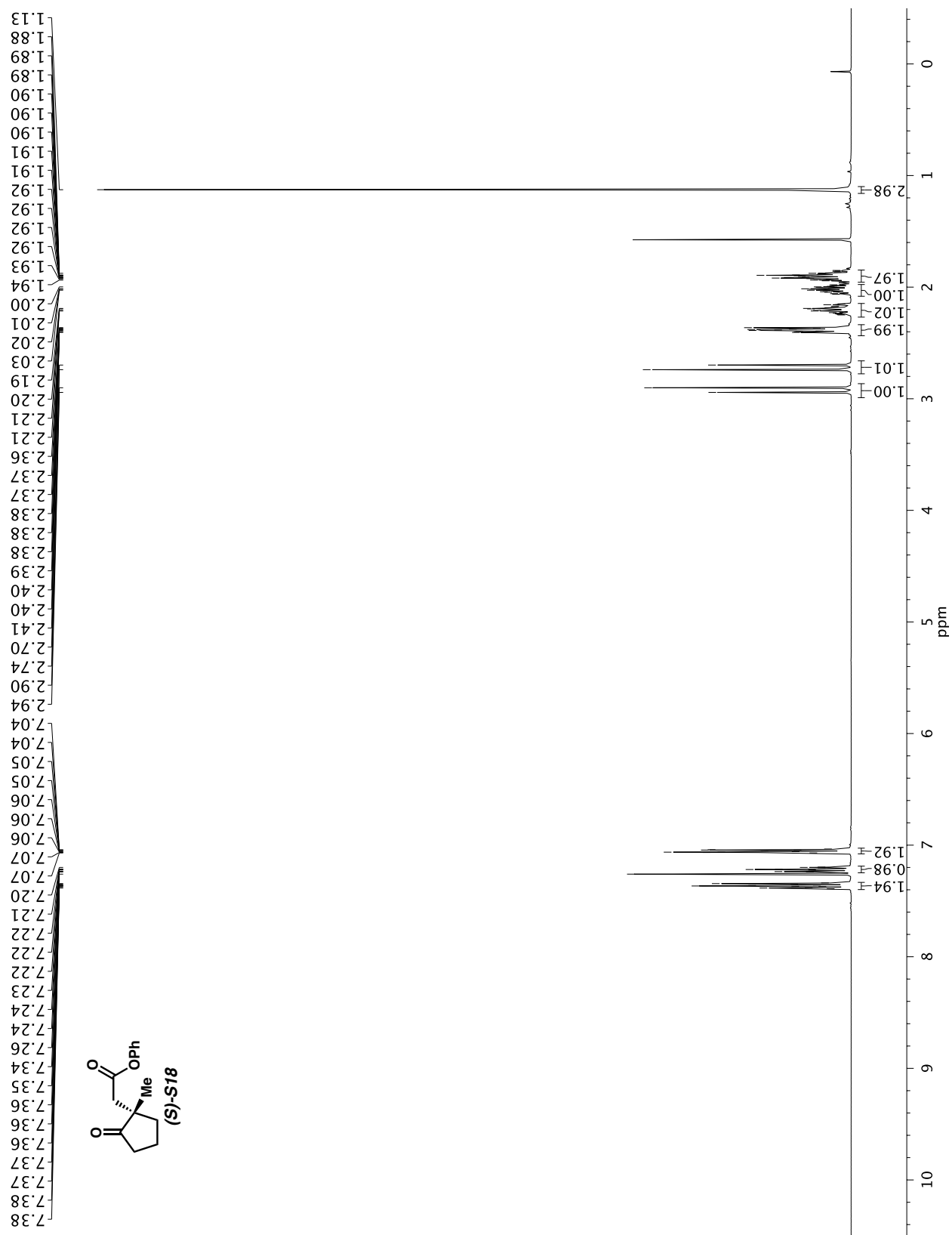
¹³C NMR (101 MHz, CDCl₃) of compound (S)-14i.

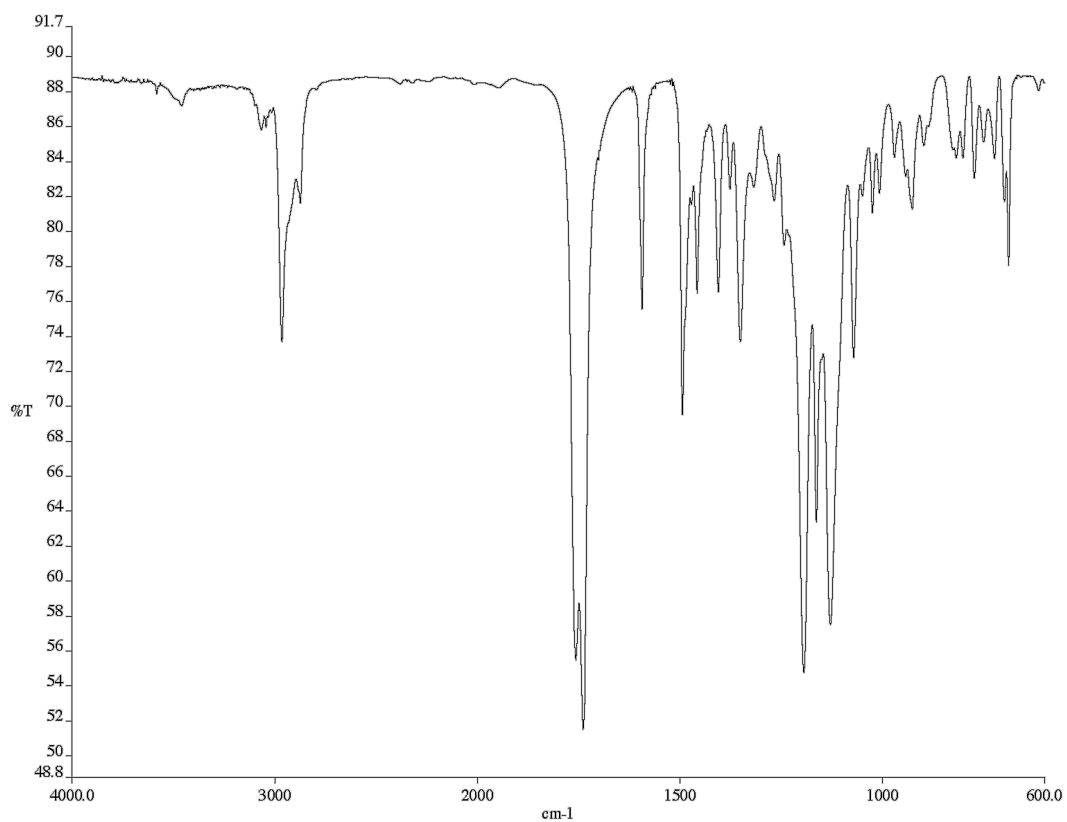




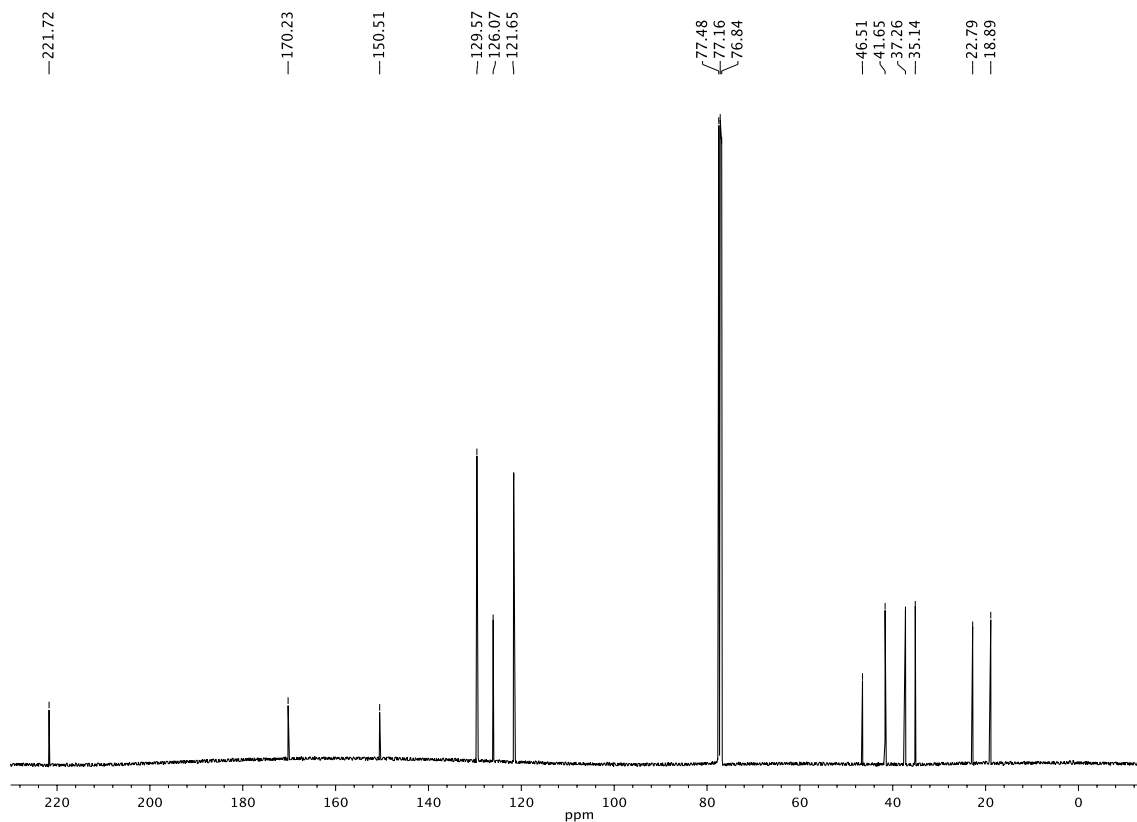
Infrared spectrum (Thin Film, NaCl) of compound (S)-S16.

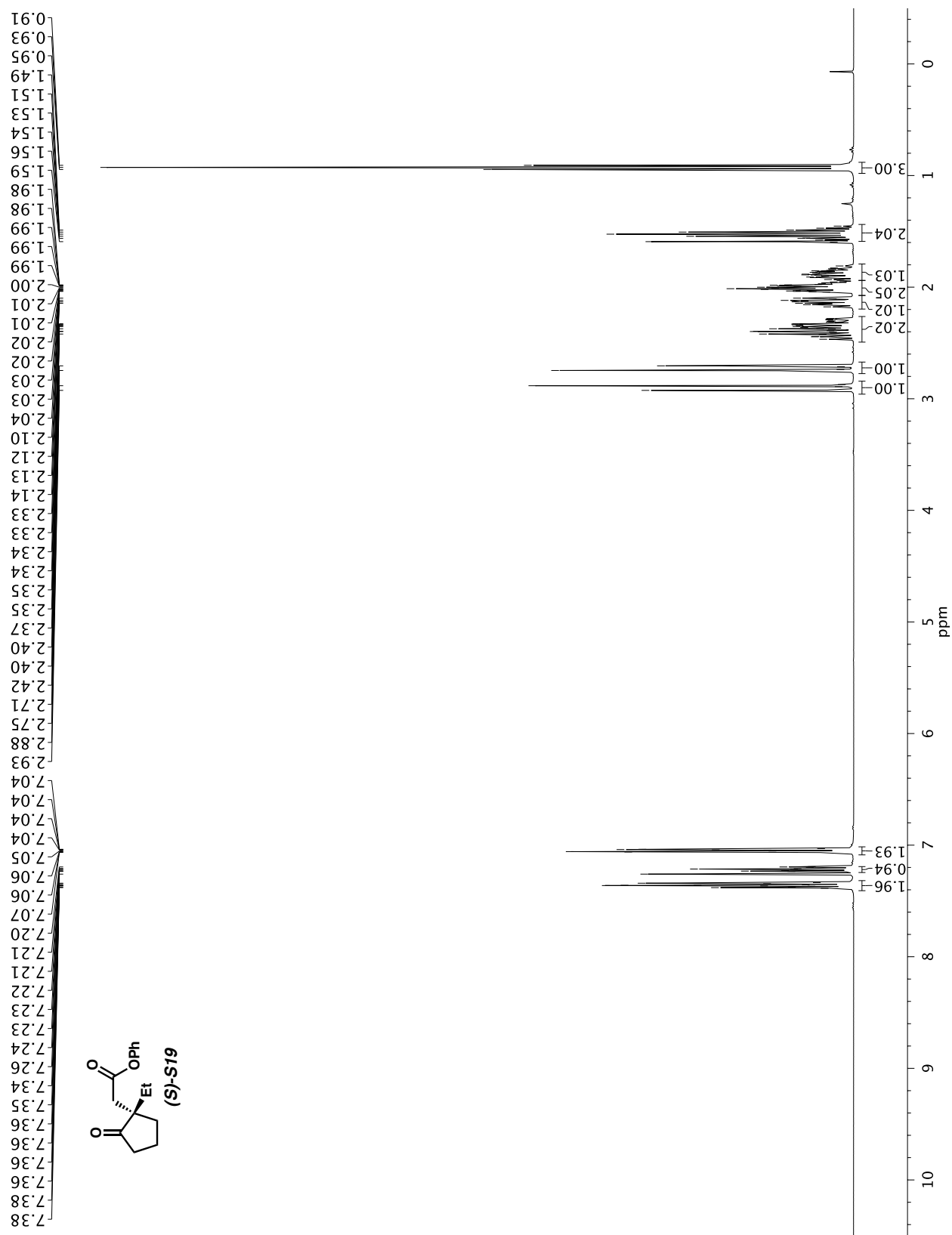
 ^{13}C NMR (101 MHz, CDCl_3) of compound (S)-S16.

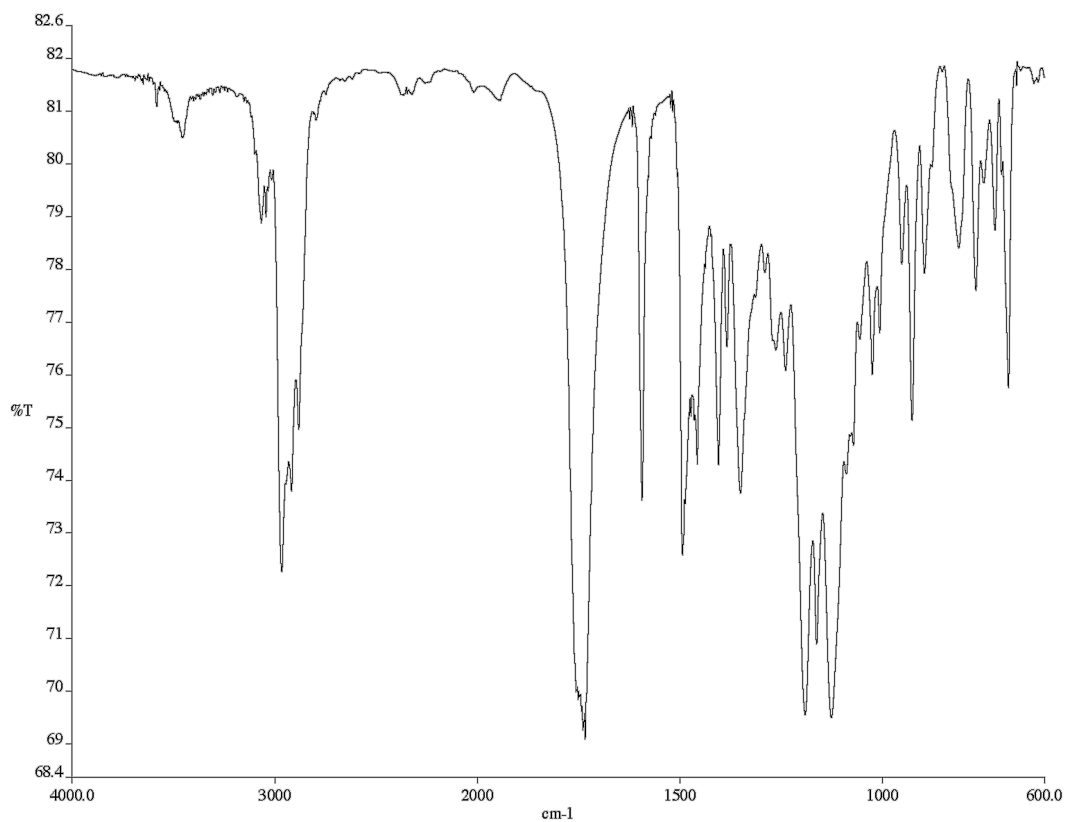
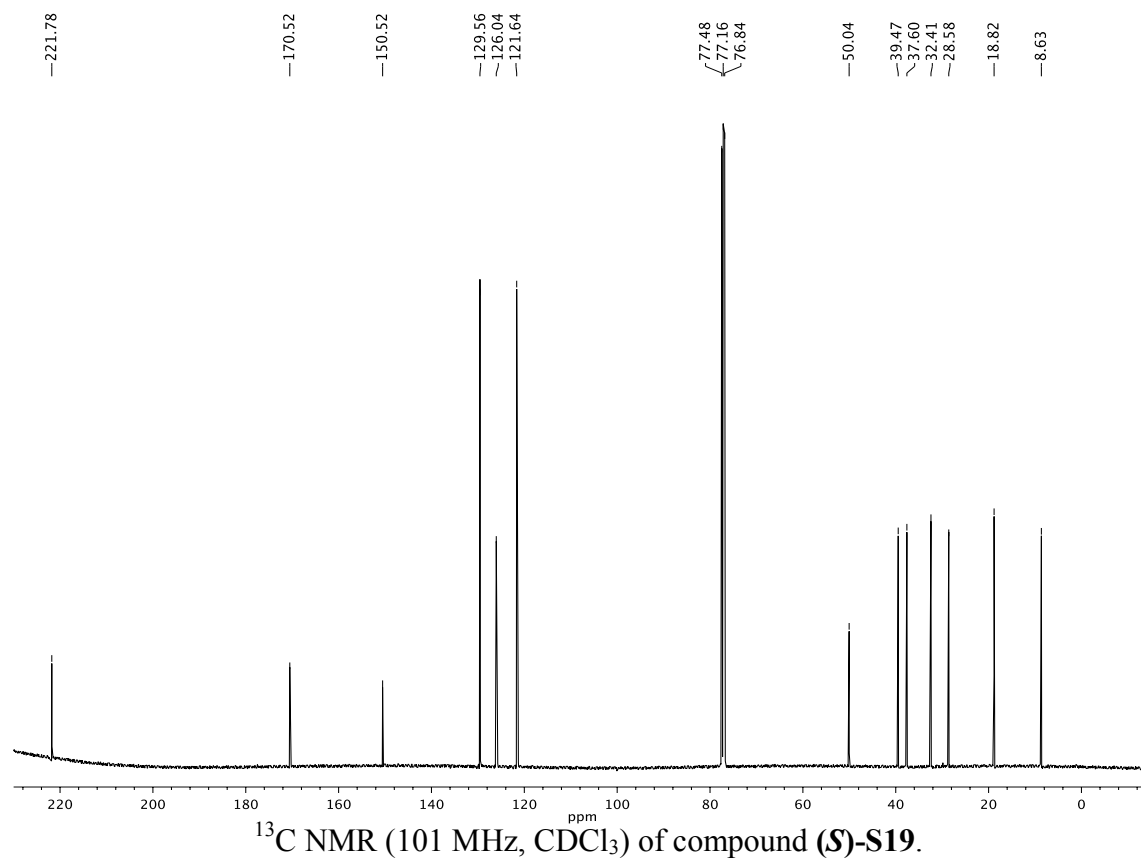


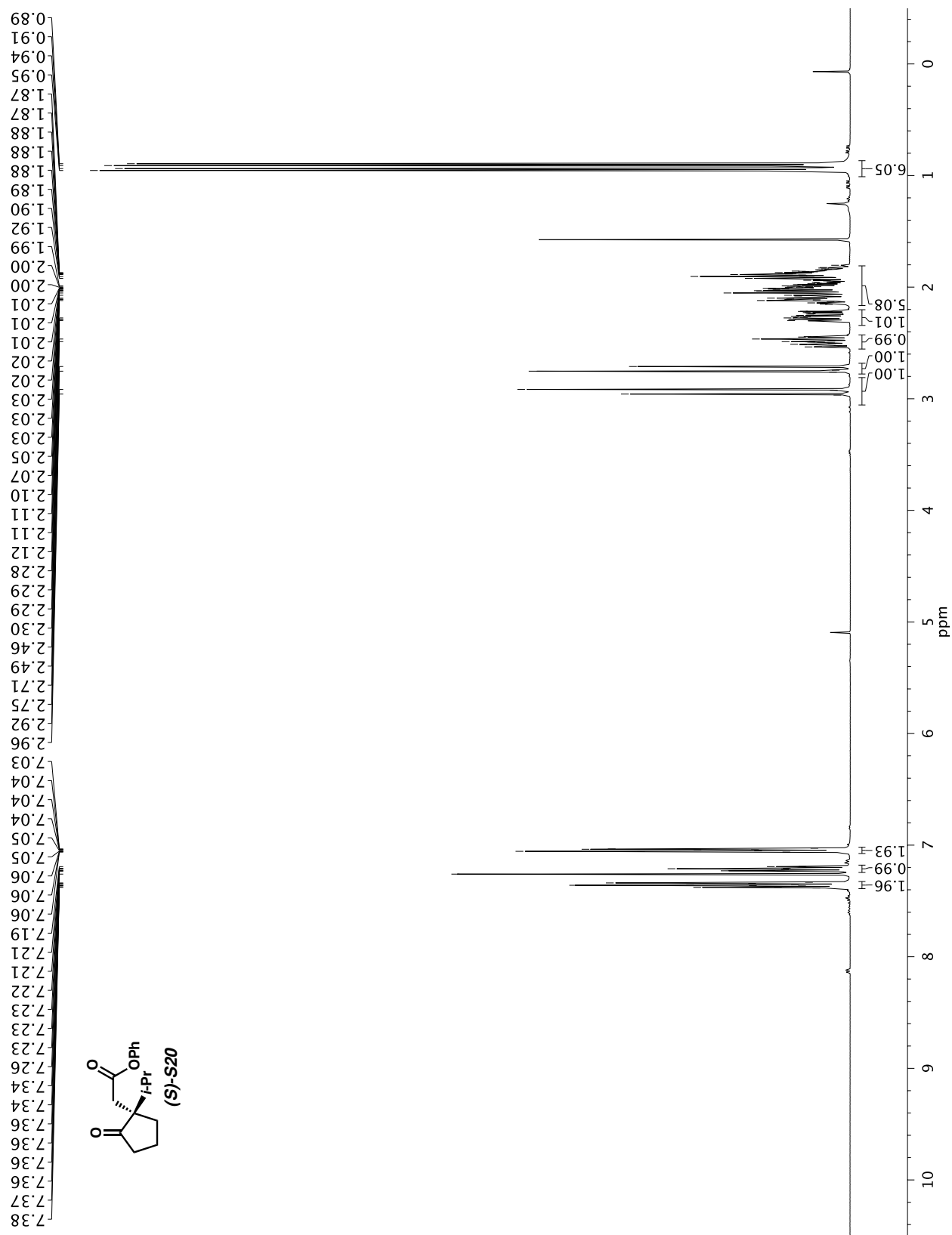


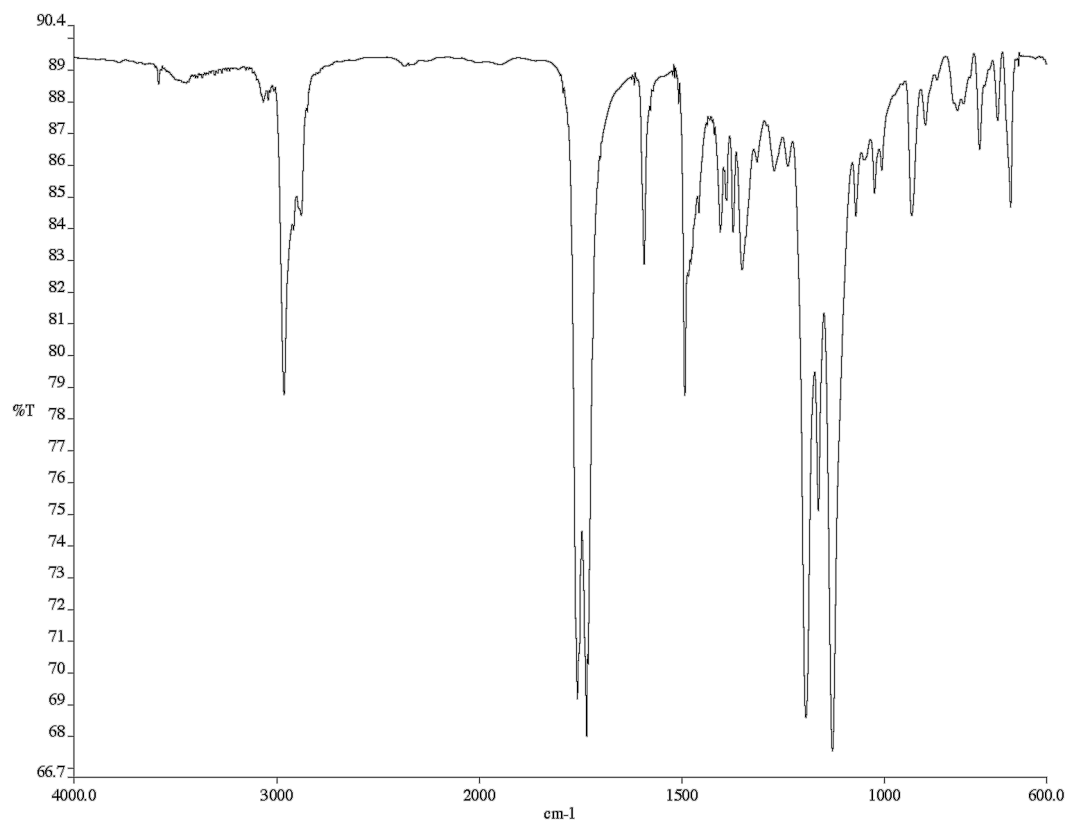
Infrared spectrum (Thin Film, NaCl) of compound (S)-S18.

 ^{13}C NMR (101 MHz, CDCl_3) of compound (S)-S18.

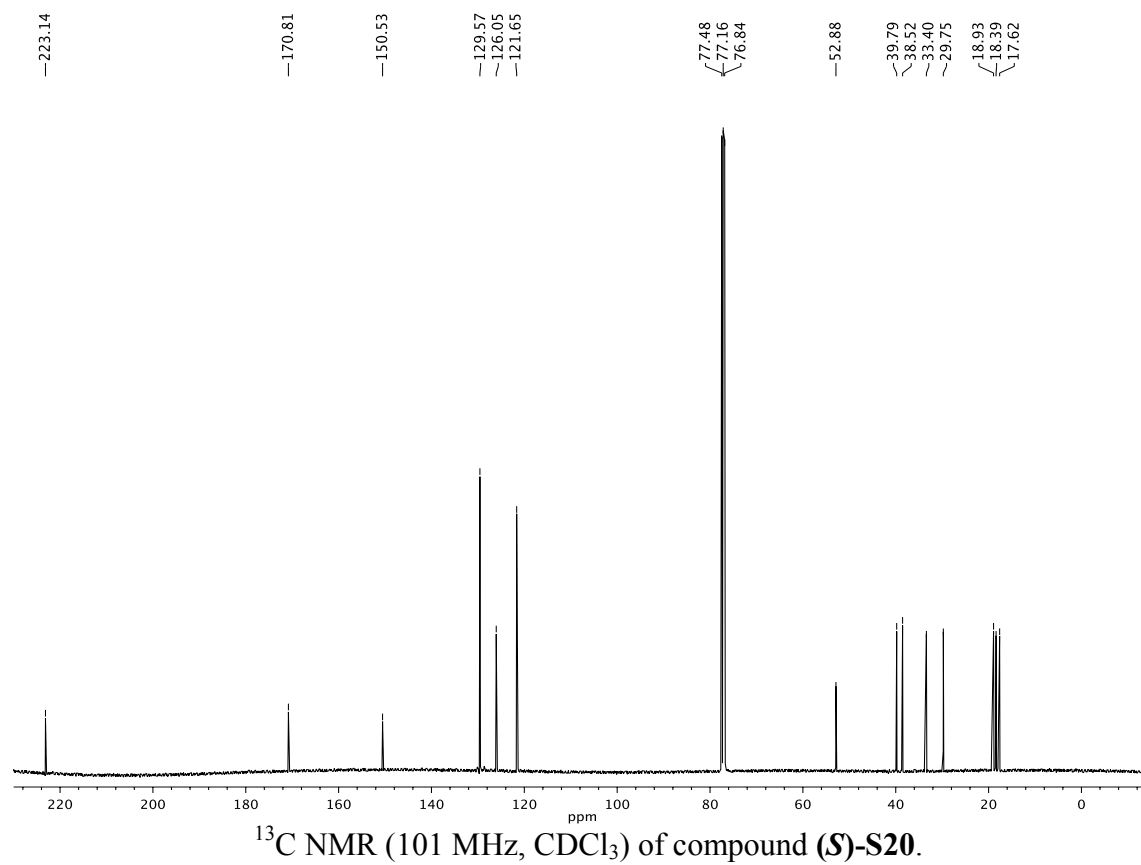


Infrared spectrum (Thin Film, NaCl) of compound **(S)-S19**.¹³C NMR (101 MHz, CDCl₃) of compound **(S)-S19**.





Infrared spectrum (Thin Film, NaCl) of compound (S)-S20.

¹³C NMR (101 MHz, CDCl₃) of compound (S)-S20.